



Made In Italy

Lubrication equipment

PRODUCTS CATALOGUE



GREASE DISTRIBUTION

page 2



OIL DISTRIBUTION

page 38



EXHAUSTED OIL ASPIRATORS

page 112



**TROLLEYS
FOR DRUMS TRANSPORT**

page 118



OIL DRAIN UNITS

page 134



PRESSURE SPRAYERS

page 142



WASHING COLLECTOR

page 149



TYRE INFLATORS

page 154



AUTOMATIC HOSE REELS

page 162



BRAKE BLEEDERS

page 222

Company

MECLUBE is an industrial company that manufactures lubrication equipment for every specific requirement, giving best collaboration to the customers and working to grow with them.

MECLUBE is a young and dynamic company, but it has already all the know-how and the experience of qualified personnel, and its main targets are the service to the customer (especially the after-sale assistance) and the quality: it is already operating with the necessary quality standards to achieve the ISO 9001:2008 certification. MECLUBE is a constantly developing company: new products are in project to improve and facilitate the work in the lubricant distribution.



Fully Italian production

MECLUBE gives to all its customers the availability of a global service, assured by a wide range of products. The excellent relation between quality/price and the respect of the delivery time make our company an ideal partner. Thanks to the high flexibility of our modalities of production we are able to establish an exceptional relation with our customers that comes true in the customization, in the colour, in the brand of the company on the standard range of our products. Our purchase cycle become complete with a speedy and qualified assistance service.



Service

Our company is able to offer to all our customers items of high quality and availability. It has a modern and innovative equipment of project, a lot of machines with a huge productive potential, a wide range of stamps, manufacturing cycles, tools, test and assembly machinery. For us of MECLUBE our customers represent the most important capital of the company. This general catalogue is made to illustrate our activity, our structures and confirm that we are real manufacturers.



GREASE DISTRIBUTION



GREASE DISTRIBUTION





AIR-OPERATED GREASE PUMPS pg. 003



AIR-OPERATED INDUSTRIAL GREASE PUMPS pg. 008



FRAME LIFTER-PRESS FOR GREASE pg. 013



AIR-OPERATED GREASE PUMPS SETS pg. 015



ACCESSORIES FOR AIR-OPERATED GREASE PUMPS pg. 023



NOZZLES FOR GREASE PUMPS pg. 025



PRESSURE REGULATORS pg. 028



MANUAL GREASE PUMPS pg. 029



ACCESSORIES FOR MANUAL GREASE PUMPS pg. 032



MANUAL GREASE PUMPS FOR GREASE TRANSFER pg. 033

The new air-operated grease pumps **patented**, fully designed and manufactured by MECLUBE, shows remarkable operating features. It is fully machined with electronic machine tools, the assembly is made with great care and the parts have been carefully tested in order to assure the best guarantee of reliability and a long life. The choice of materials and manufacturing quality make this pump suitable to work in the worst environmental conditions.

- **Brand new fully air operated motion reverse device, without cams and springs**
- **Reduced number of moving parts**
- **Big quantity of grease supplied at low air consumption**
- **High operating pressure**
- **Aluminum alloy body pump with electrolytic treatment that ensures very high corrosion strength**
- **High stressed elements in Fe 420 steel**





AIR-OPERATED GREASE PUMPS Mod. 660

COMPRESSION RATIO = 60:1

DELIVERY = 1600 g/min



Art. 010-1000-000

Air-operated grease pump ratio=60:1 Mod. 660

For standard drums **12-16 kg**

(shank length 410 mm)

Polyurethane seals

Art. 010-1005-000

Air-operated grease pump ratio=60:1 Mod. 660

For standard drums **18-30 kg**

(shank length 480 mm)

Polyurethane seals

Art. 010-1010-000

Air-operated grease pump ratio=60:1 Mod. 660

For standard drums **50-60 kg**

(shank length 750 mm)

Polyurethane seals

Art. 010-1015-000

Air-operated grease pump ratio=60:1 Mod. 660


For standard barrels **180-220 kg**

(shank length 950 mm)

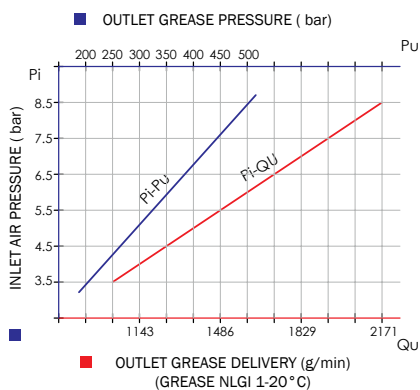
Polyurethane seals



Art.	Weight (Kg)	Volume (m³)	Icon
010-1000-000	4,980	0,010	1
010-1005-000	5,240	0,010	1
010-1010-000	6,300	0,013	1
010-1015-000	7,100	0,016	1



Technical data		010-1000-000	010-1005-000	010-1010-000	010-1015-000
Compression ratio		60:1	60:1	60:1	60:1
Max pressure feeding	bar	8	8	8	8
Air consumption medium	l/min	130	130	130	130
Air inlet connection	BSP	F 1/4" G	F 1/4" G	F 1/4" G	F 1/4" G
Grease outlet connection	BSP	M 1/4" G	M 1/4" G	M 1/4" G	M 1/4" G
Grease delivery capacity 6 bar	g/min	1600	1600	1600	1600
Noise	dB	76	76	76	76
Shank diameter	mm	30	30	30	30
Shank length	mm	410	480	750	950
For drums with capacity of	kg	12-16	18-30	50-60	180-220



Those are suitable for the supply at high pressure of all kinds of grease at short and long distance.

The operating pressure of the grease pumps hereby may vary between a minimum of 2.5 bar and a maximum of 8 bar. In order to optimize the efficiency and the life of our air operated pumps, we recommend to use filtered and lubricated air.

AIR-OPERATED GREASE PUMPS Mod. 670

COMPRESSION RATIO = 70:1

DELIVERY = 1100 g/min



Art. 010-1018-000

Air-operated grease pump ratio=70:1 Mod. 670

For standard drums 12-16 kg

(shank length 410 mm)

Polyurethane seals

Art. 010-1020-000

Air-operated grease pump ratio=70:1 Mod. 670

For standard drums 18-30 kg

(shank length 480 mm)

Polyurethane seals

Art. 010-1025-000

Air-operated grease pump ratio=70:1 Mod. 670

For standard drums 50-60 kg

(shank length 750 mm)

Polyurethane seals

Art. 010-1030-000

Air-operated grease pump ratio=70:1 Mod. 670

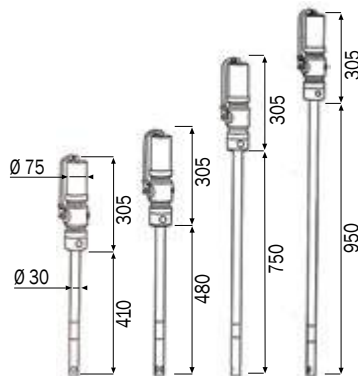
For standard barrels 180-220 kg

(shank length 950 mm)

Polyurethane seals

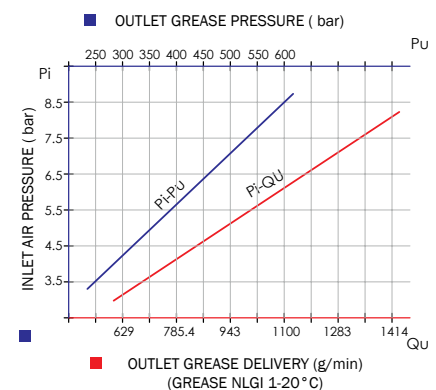


GREASE DISTRIBUTION



Art. No.	Weight (Kg)	Volume (m³)	No. 21
010-1018-000	5,160	0,010	1
010-1020-000	5,460	0,010	1
010-1025-000	6,370	0,013	1
010-1030-000	7,100	0,016	1

Technical data		010-1018-000	010-1020-000	010-1025-000	010-1030-000
Compression ratio		70:1	70:1	70:1	70:1
Max pressure feeding	bar	8	8	8	8
Air consumption medium	l/min	150	150	150	150
Air inlet connection	BSP	F 1/4" G	F 1/4" G	F 1/4" G	F 1/4" G
Grease outlet connection	BSP	M 1/4" G	M 1/4" G	M 1/4" G	M 1/4" G
Grease delivery capacity 6 bar	g/min	1100	1100	1100	1100
Noise	dB	76	76	76	76
Shank diameter	mm	30	30	30	30
Shank length	mm	410	480	750	950
For drums with capacity of	kg	12-16	18-30	50-60	180-220



Those are suitable for central supply of plants where a major quantity of grease and a major pressure at long and short distance are required. The operating pressure of the grease pumps hereby may vary between a minimum of 2.5 bar and a maximum of 8 bar. In order to optimize the efficiency and the life of our pumps we recommend to use filtered and lubricated air.



AIR-OPERATED GREASE PUMPS Mod. 700

COMPRESSION RATIO = 100:1

DELIVERY = 1000 g/min



Art. 010-1032-000

Air-operated grease pump ratio=100:1 Mod. 700

For standard drums 18-30 kg

(shank length 480 mm)

Polyurethane seals

Art. 010-1034-000

Air-operated grease pump ratio=100:1 Mod. 700

For standard drums 50-60 kg

(shank length 750 mm)

Polyurethane seals

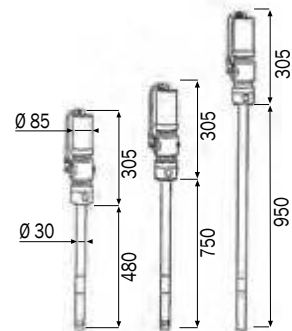
Art. 010-1035-000

Air-operated grease pump ratio=100:1 Mod. 700

For standard barrels 180-220 kg

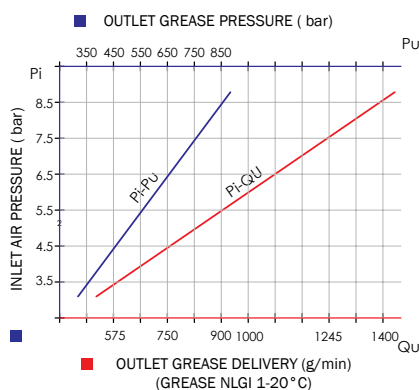
(shank length 950 mm)

Polyurethane seals



Art. No.	Weight (kg)	Volume (m³)	Capacity (kg)
010-1032-000	5,710	0,010	1
010-1034-000	6,670	0,013	1
010-1035-000	7,590	0,016	1

Technical data		010-1032-000	010-1034-000	010-1035-000
Compression ratio		100:1	100:1	100:1
Max pressure feeding	bar	8	8	8
Air consumption medium	l/min	190	190	190
Air inlet connection	BSP	F 1/4" G	F 1/4" G	F 1/4" G
Grease outlet connection	BSP	M 1/4" G	M 1/4" G	M 1/4" G
Grease delivery capacity 6 bar	g/min	1000	1000	1000
Noise	dB	79	79	79
Shank diameter	mm	30	30	30
Shank length	mm	480	750	950
For drums with capacity of	kg	18-30	50-60	180-220



Those are suitable for central supply of plants where a major pressure at long and short distance is required. The operating pressure of the grease pumps hereby may vary between a minimum of 2.5 bar and a maximum of 8 bar. In order to optimize the efficiency and the life of our pneumatic pumps we recommend to use filtered and lubricated air.

AIR-OPERATED TRANSFER GREASE PUMPS Mod. 614

COMPRESSION RATIO = 14:1

DELIVERY = 2000 g/min



Art. 010-1036-000

Air-operated grease pump ratio=14:1 Mod. 614

For standard drums **18-30 kg**

(shank length 480 mm)

Polyurethane seals

Art. 010-1038-000

Air-operated grease pump ratio=14:1 Mod. 614

For standard drums **50-60 kg**

(shank length 740 mm)

Polyurethane seals

Art. 010-1040-000

Air-operated grease pump ratio=14:1 Mod. 614

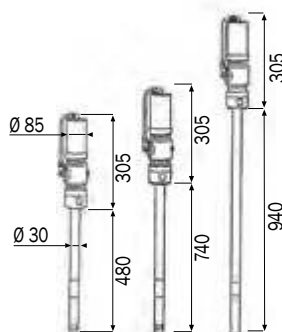
For standard barrels **180-220 kg**

(shank length 940 mm)

Polyurethane seals

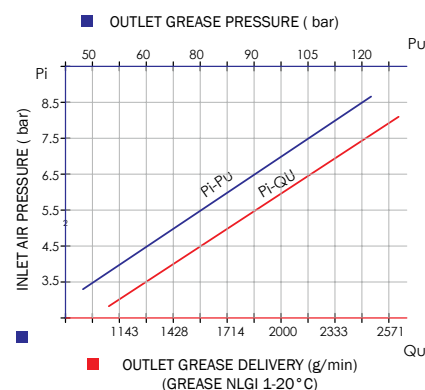


GREASE DISTRIBUTION



010-1036-000	5,310	0,010	1
010-1038-000	5,960	0,013	1
010-1040-000	6,610	0,016	1

Technical data		010-1036-000	010-1038-000	010-1040-000
Compression ratio		14:1	14:1	14:1
Max pressure feeding	bar	8	8	8
Air consumption medium	l/min	220	220	220
Air inlet connection	BSP	F 1/4" G	F 1/4" G	F 1/4" G
Grease outlet connection	BSP	M 1/2" G	M 1/2" G	M 1/2" G
Grease delivery capacity 6 bar	g/min	2000	2000	2000
Noise	dB	80	80	80
Shank diameter	mm	30	30	30
Shank length	mm	480	740	940
For drums with capacity of	kg	18-30	50-60	180-220



They are suitable for transferring a lot of types of grease, filling of central distribution plants, dispensers and manual pumps where a major quantity of grease with slow pressure and short distance is required. The operating pressure of the grease pumps hereby may vary between a minimum of 3.5 bar and a maximum of 8 bar. In order to optimize the efficiency and the life of our pneumatic pumps we recommend to use filtered and lubricated air.

Meclube brand new industrial pumps, **patented**, fully designed and manufactured by Meclube, have remarkable practical features assuring high performances, both for what concerns the quantity and the use at high pressure.

The technical quality, the choice of materials and the treatments of tempering and grinding resulting in reduction of wear and make these pumps suitable to work reliable in the worst environmental conditions.



- **Brand new fully air operated motion reverse device, without cams and springs**
- **Reduced number of moving parts**
- **Big quantity of grease supplied at low air consumption**
- **High operating pressure**
- **Aluminium alloy body pump with electrolytic galvanized treatment that assures very high corrosion resistance**
- **High stressed part are from Fe 420 steel**



INDUSTRIAL AIR OPERATED PUMPS FOR GREASE AND VISCOUS MATERIALS Mod. 950 FLANGED

COMPRESSION RATIO = 50:1

DELIVERY = 4500 g/min



Art. 011-0950-050

Air operated industrial pump for grease ratio=50:1
 Mod. 950 flanged double effect
 For pump frame lifter-press and tanks (shank length 500 mm)
 Polyurethane seals
 For high viscosity grease and oils

Art. 011-0950-074

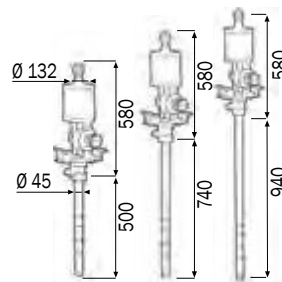
Air operated industrial pump for grease ratio=50:1
 Mod. 950 flanged double effect
 For drums 50-60 kg (shank length 740 mm)
 Polyurethane seals
 For high viscosity grease and oils

Art. 011-0950-094

Air operated industrial pump for grease ratio=50:1
 Mod. 950 flanged double effect
 For barrels 180-220 kg (shank length 940 mm)
 Polyurethane seals
 For high viscosity grease and oils

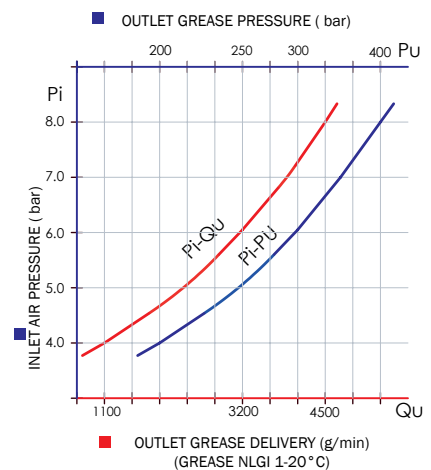


GREASE DISTRIBUTION



011-0950-050	18,500	0,045	1
011-0950-074	20,000	0,060	1
011-0950-094	21,000	0,070	1

Technical Data		011-0950-050	011-0950-074	011-0950-094
Compression ratio		50:1	50:1	50:1
Max pressure feeding	bar	8	8	8
Air consumption 8 bar	m ³ /min	1,75	1,75	1,75
Air inlet connection	BSP	F 1/2" G	F 1/2" G	F 1/2" G
Grease outlet connection	BSP	F 1/2" G	F 1/2" G	F 1/2" G
Grease delivery capacity 6 bar	g/min	4500	4500	4500
Noise	dB	80	80	80
Shank diameter	mm	45	45	45
Shank length	mm	500	740	940
For drums with capacity of	kg	PUMP LIFT/PRESS TANK	50-60	180-220



Suitable for high pressure transfer of high viscosity grease and fluids over short and long distances and for central distribution plants with multiple distribution points. The operating pressure of the pumps may vary between a minimum of 3 bar and a maximum of 8 bar. To optimize the efficiency and the live in time of our air operated pumps Meclube recommend to use filtered and lubricated air.



INDUSTRIAL AIR OPERATED PUMPS FOR GREASE AND VISCOUS MEDIAS Mod. 1275 FLANGED

COMPRESSION RATIO = 75:1

DELIVERY = 4500 g/min



Art. 011-1275-050

Air operated industrial pump for grease ratio=75:1
 Mod. 1275 flanged double effect
 For pump frame lift/press and tanks (shank length 500 mm)
 Polyurethane seals
 For high viscosity grease and oils

Art. 011-1275-074

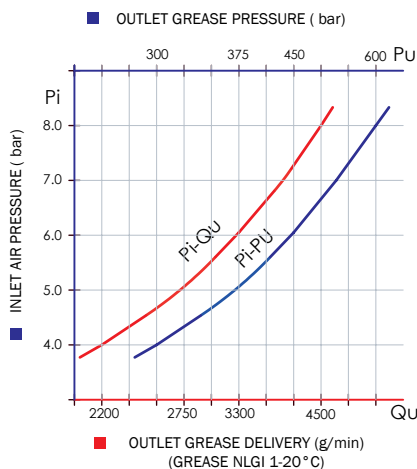
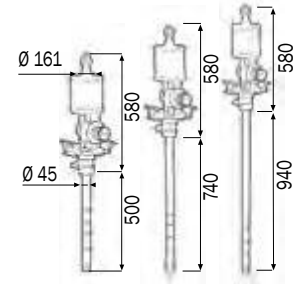
Air operated industrial pump for grease ratio=75:1
 Mod. 1275 flanged double effect
 For drums 50-60 kg (shank length 740 mm)
 Polyurethane seals
 For high viscosity grease and oils

Art. 011-1275-094

Air operated industrial pump for grease ratio=75:1
 Mod. 1275 flanged double effect
 For barrels 180-220 kg (shank length 940 mm)
 Polyurethane seals
 For high viscosity grease and oils



011-1275-050	20,000	0,045	1
011-1275-074	22,000	0,060	1
011-1275-094	23,000	0,070	1



Technical Data		011-1275-050	011-1275-074	011-1275-094
Compression ratio		75:1	75:1	75:1
Max pressure feeding	bar	8	8	8
Air consumption 8 bar	m³/min	2,90	2,90	2,90
Air inlet connection	BSP	F 1/2" G	F 1/2" G	F 1/2" G
Grease outlet connection	BSP	F 1/2" G	F 1/2" G	F 1/2" G
Grease delivery capacity 6 bar	g/min	4500	4500	4500
Noise	dB	80	80	80
Shank diameter	mm	45	45	45
Shank length	mm	500	740	940
For drums with capacity of	kg	PUMP LIFT/PRESS TANK	50-60	180-220

Suitable for high pressure transfer of high viscosity grease and fluids over short and long distances and for central distribution plants with multiple distribution points.

The operating pressure of the pumps can vary between a minimum of 3 bar and a maximum of 8 bar. To optimize the efficiency and the live time of our air operated pumps we recommend to use filtered and lubricated air.

INDUSTRIAL AIR OPERATED PUMPS FOR GREASE AND VISCOUS MATERIALS Mod. 940 FLANGED

COMPRESSION RATIO = 40:1

DELIVERY = 10000 g/min



GREASE DISTRIBUTION

Art. 011-0940-060

Air operated industrial pump for grease ratio=40:1

Mod. 940 flanged double effect

For pump frame lift/press and tanks (shank length 600 mm)

Polyurethane seals

For high viscosity grease and oils

Art. 011-0940-074

Air operated industrial pump for grease ratio=40:1

Mod. 940 flanged double effect

For drums 50-60 kg (shank length 740 mm)

Polyurethane seals

For high viscosity grease and oils

Art. 011-0940-086

Air operated industrial pump for grease ratio=40:1

Mod. 940 flanged double effect

For tanks (shank length 860 mm)

Polyurethane seals

For high viscosity grease and oils

Art. 011-0940-094

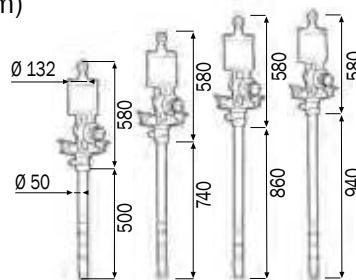
Air operated industrial pump for grease R=40:1

Mod. 940 flanged double effect

For barrels 180-220 kg (shank length 940 mm)

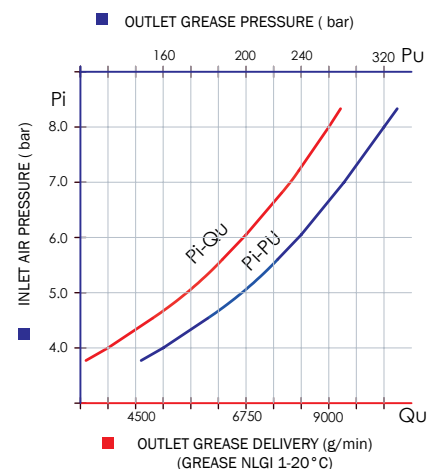
Polyurethane seals

For high viscosity grease and oils



011-0940-060	21,000	0,045	1
011-0940-074	23,000	0,060	1
011-0940-086	24,000	0,070	1
011-0940-094	25,000	0,070	1

Technical data		011-0940-060	011-0940-074	011-0940-086	011-0940-094
Compression ratio		40:1	40:1	40:1	40:1
Max pressure feeding	bar	8	8	8	8
Air consumption 8 bar	m ³ /min	1,75	1,75	1,75	1,75
Air inlet connection	BSP	F 1/2" G	F 1/2" G	F 1/2" G	F 1/2" G
Grease outlet connection	BSP	F 1/2" G	F 1/2" G	F 1/2" G	F 1/2" G
Grease delivery capacity 6 bar	g/min	10000	10000	10000	10000
Noise	dB	80	80	80	80
Shank diameter	mm	50	50	50	50
Shank length	mm	600	740	860	940
For drums with capacity of	kg	PUMP LIFT/ PRESS TANK	50-60	CISTERN	180-220



Suitable for high pressure transfer of high viscosity grease and fluids over short and long distances and for central distribution plants with multiple dispensing points.

The operating pressure of the pumps can vary between a minimum of 3 bar and a maximum of 8 bar. To optimize the efficiency and the live time of our air operated pumps we recommend to use filtered and lubricated air.



INDUSTRIAL AIR OPERATED PUMPS FOR GREASE AND VISCOUS MATERIAL Mod. 1270 FLANGED

COMPRESSION RATIO R=40:1

DELIVERY = 7000 g/min

Art. 011-1270-060

Air-operated industrial pump for grease R=40:1
Mod. 1270 flanged double effect

For frame lift-press and cisterns (shank length 600 mm)

Polyurethane seals

For high viscosity grease and oil

Art. 011-1270-074

Air-operated industrial pump for grease R=40:1
Mod. 1270 flanged double effect

For drums of 50-60 kg (shank length 740 mm)

Polyurethane seals

For high viscosity grease and oil

Art. 011-1270-086

Air-operated industrial pump for grease R=40:1
Mod. 1270 flanged double effect

For cisterns (shank length 860 mm)

Polyurethane seals

Per grassi e oli ad alta viscosità

Art. 011-1270-094

Air-operated industrial pump for grease R=40:1
Mod. 1270 flanged double effect

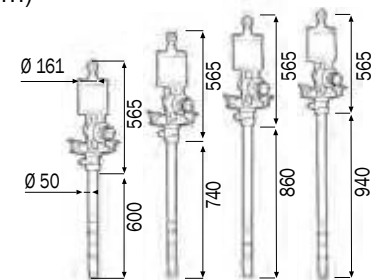
For barrels 180-220 kg (shank length 940 mm)

Polyurethane seals

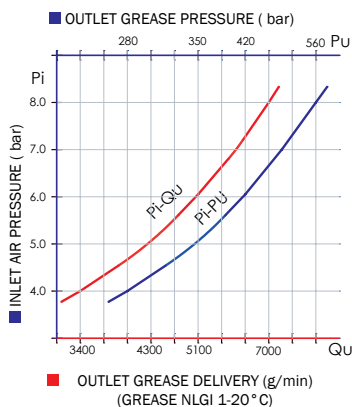
For high viscosity grease and oil



Art. No.	Weight (Kg)	Volume (m³)	Unit
011-1270-060	23,000	0,045	1
011-1270-074	25,000	0,060	1
011-1270-086	26,000	0,070	1
011-1270-094	27,000	0,070	1



Technical data		011-1270-060	011-1270-074	011-1270-086	011-1270-094
Compression ratio		70:1	70:1	70:1	70:1
Max pressure feeding	bar	8	8	8	8
Air consumption 8 bar	m³/min	2,90	2,90	2,90	2,90
Air inlet connection	BSP	F 1/2"G	F 1/2"G	F 1/2"G	F 1/2"G
Grease outlet connection	BSP	F 1/2"G	F 1/2"G	F 1/2"G	F 1/2"G
Grease delivery capacity 6 bar	g/min	7000	7000	7000	7000
Noise	dB	80	80	80	80
Shank diameter	mm	50	50	50	50
Shank length	mm	600	740	860	940
For drums with capacity of	kg	PUMP LIFT/ PRESS TANK	50-60	CISTERN	180-220



Suitable for high pressure transfer of high viscosity grease and fluids over short and long distances and for central distribution plants with multiple dispensing points.

The operating pressure of the pumps can vary between a minimum of 3 bar and a maximum of 8 bar. To optimize the efficiency and the live time of our air operated pumps we recommend to use filtered and lubricated air.

FRAME LIFTER-PRESS TO FIT PUMPS FOR GREASE AND VISCOUS MEDIAS



Art. 012-1200-030

Frame lifter-press for barrels 180-220 kg
Equipped with follower plate for grease pumps with shank Ø 30 mm

Art. 012-1200-045

Frame lifter-press for barrels 180-220 kg
Equipped with follower plate for grease pumps with shank Ø 45 mm

Art. 012-1200-050

Frame lifter-press for barrels 180-220 kg
Equipped with follower plate for grease pumps with shank Ø 50 mm

Art. 012-1200-200

Frame lifter-press for barrels 180-220 kg
Equipped with follower plate for grease pumps with shank F2"G



012-1200-045

Maximum height	Minimum height	Maximum pressure	Pushing power	For barrels	Viscosity
2802 mm	1802 mm	8 bar	4 bar - 450 kg 6 bar - 650 kg 8 bar - 870 kg	180 - 220 kg	200 - 500 ASTM (25 °C)

012-1200-030	210,000	1,860	1	
012-1200-045	210,000	1,860	1	
012-1200-050	210,000	1,860	1	
012-1200-200	210,000	1,860	1	

Air operated two columns pumps lifter and press for grease and viscous medias.

With its particular 3 ways control valve it lifts or pull down the pump and the follower plate, improving the exchanging effort of 180-220kg (400 lbs) barrels.

It is particularly advised for the use with high viscosity grease and medias (from 200CPS to 500ASTM).

The follower plate is pushed down by the pressurised pneumatic cylinders, avoiding grease flow interruptions by air pockets in the grease bed.

Moreover, it allows to collect all the grease from the inner walls down to the bottom of the drum, Pump suction is assisted.

Aluminium follower plate with rubber double ring Ø 585mm for barrels 180-220 kg

Art. 012-1250-030

with adaptor flange for Ø 30 mm shank (Art.012-1255-030)

Art. 012-1250-045

with adaptor flange for Ø 45 mm shank (Art.012-1255-045)

Art. 012-1250-050

with adaptor flange for Ø 50 mm shank (Art.012-1255-050)

Art. 012-1250-200

with adaptor flange for F 2"G shank (Art.012-1255-200)



012-1250-030	24,700	0,070	1	
012-1250-045	24,700	0,070	1	
012-1250-050	24,700	0,070	1	
012-1250-200	24,700	0,070	1	

Aluminium casted follower plate for grease and viscous medias with rubber double ring Ø 585mm for barrels 180-220 kg suitable for air operated grease pumps.

Equipped with ball valve, breather valve and adaptor.

COMPLETE KIT PUMP FRAME LIFTER-PRESS FOR GREASE AND VISCOUS MEDIAS



012-1350-000

Art. 012-1340-000

Kit pump frame lifter and press for grease for barrels 180-220 kg
Delivery 10 kg/min

Composed by:

Art.012-1200-050 Pump frame lifter and press 2 columns + follower plate

Art.011-0940-060 Industrial air operated pump **ratio=40:1**

Art.902-0302-010 Rubber hose R6 3/8" F-F 3/8" 1 m length

Art.902-0424-010 Rubber hose R6 1/2" F-F 1/2" 1 m length

Art. 012-1350-000

Kit pump frame lifter and press for grease for barrels 180-220 kg
Delivery 4,5 kg/min

Composed by:

Art.012-1200-045 Pump frame lifter and press 2 columns + follower plate

Art.011-0950-050 Industrial air operated pump **ratio=50:1**

Art.902-0302-010 Rubber hose R6 3/8" F-F 3/8" 1 m length

Art.902-0424-010 Rubber hose R6 1/2" F-F 1/2" 1 m length

Art. 012-1370-000

Kit pump frame lifter and press for grease for barrels 180-220 kg
Delivery 7,0 kg/min

Composed by:

Art.012-1200-050 Pump frame lifter and press 2 columns + follower plate

Art.011-1270-060 Industrial air operated pump **ratio=70:1**

Art.902-0302-010 Rubber hose R6 3/8" F-F 3/8" 1 m length

Art.902-0424-010 Rubber hose R6 1/2" F-F 1/2" 1 m length

Art. 012-1375-000

Kit pump frame lifter and press for grease for barrels 180-220 kg
Delivery 4,5 kg/min

Composed by:

Art.012-1200-045 Pump frame lifter and press 2 columns + follower plate

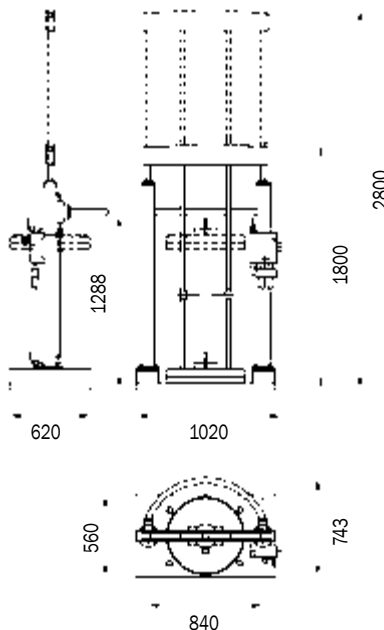
Art.011-1275-050 Industrial air operated pump **ratio=75:1**

Art.902-0302-010 Rubber hose R6 3/8" F-F 3/8" 1 m length

Art.902-0424-010 Rubber hose R6 1/2" F-F 1/2" 1 m length



012-1340-000	231,000	1,900	2
012-1350-000	228,500	1,900	2
012-1370-000	233,000	1,900	2
012-1375-000	230,000	1,900	2



- | | | | |
|----|---|---|--|
| 1 | Cock feeding pump air | 3 | Pressure regulator with manometer for feeding lifter air |
| 2 | Off position | 4 | Cock feeding air lifter follower plate |
| 2A | Lifting position up pump and follower plate | 5 | Inlet feeding general air into filter end lubricator |
| 2B | Acting position down press-fluid | | |

PNEUMATIC GREASE PUMP SETS FOR DRUMS 15-30 KG



Art. 013-1096-000

Pneumatic wheeled grease pump for 16 kg

Composed by:

Wheeled tank for 16 kg

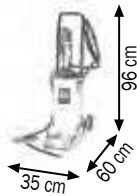
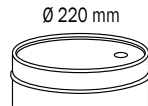
Art.010-1000-000 Grease pump ratio=60:1

Art.014-1059-030 Follower plate Ø 220 mm

Art.907-0102-030 R2 1/4" hose - 3.0 m length

Art.014-1081-000 Grease gun with swivel joint

013-1096-00	17,800	0,010	2



013-1096-000

Art. 013-1099-000

Grease set suitable for drums 15 Kg

Composed by:

Art.010-1000-000 Grease pump ratio=60:1

Art.014-1095-000 Handle

Art.014-1050-030 Lid Ø 280 mm

Art.014-1060-030 Follower plate Ø 265 mm

Art.907-0102-030 R2 1/4" hose - 3.0 m length

Art.014-1081-000 Grease gun with swivel joint

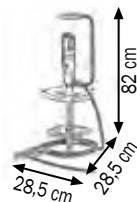
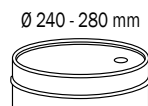
Art. 013-1098-000

Grease set suitable for drums 15 Kg

Composed like Art.013-1099-000 but without:

Art.014-1060-030 Follower plate Ø 265 mm

013-1099-000	11,160	0,056	1
013-1098-000	10,000	0,056	1



013-1099-000

Art. 013-1102-000

Grease set suitable for drums 18-30 Kg

Composed by:

Art.010-1005-000 Grease pump ratio=60:1

Art.014-1095-000 Handle

Art.014-1051-030 Lid Ø 320 mm

Art.014-1062-030 Follower plate Ø 310 mm

Art.907-0102-030 R2 1/4" hose - 3.0 m length

Art.014-1081-000 Grease gun with swivel joint

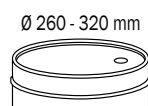
Art. 013-1100-000

Grease set suitable for drums 18-30 Kg

Composed like Art.013.1102.000 but without:

Art.014-1062-030 Follower plate Ø 310 mm

013-1102-000	11,870	0,056	1
013-1100-000	11,440	0,056	1



013-1102-000



PNEUMATIC GREASE PUMP SETS FOR DRUMS 50-220 KG



013-1103-000

Art. 013-1103-000

Grease set suitable for drums 50-60 kg

Composed by:

Art.010-1010-000 Grease pump ratio=60:1

Art.014-1054-030 Lid Ø 420 mm

Art.014-1065-030 Follower plate Ø 400 mm

Art.907-0102-030 R2 1/4" hose - 3.0 m length

Art.014-1081-000 Grease gun with swivel joint

Art. 013-1103-A00

Grease set suitable for drums 50-60 kg

Composed like Art.013-1103-000 but with:

Art.010-1025-000 Grease pump ratio=70:1

Art. 013-1103-B00

Grease set suitable for drums 50-60 kg

Composed like Art.013-1103-000 but with:

Art.010-1034-000 Grease pump ratio=100:1

Art. 013-1103-C00

Grease set suitable for drums 50-60 kg

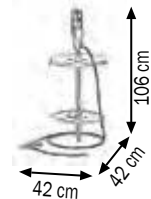
Composed like Art.013-1103-000 but with:

Art.010-1038-000 Grease pump ratio=14:1



013-1103-000	12,630	0,079	1
013-1103-A00	13,000	0,079	1
013-1103-B00	13,000	0,079	1
013-1103-C00	13,000	0,079	1

Ø 370 - 420 mm



013-1104-000

Art. 013-1104-000

Grease set suitable for barrels 180-220 kg

Composed by:

Art.010-1015-000 Grease pump ratio=60:1

Art.014-1056-030 Lid Ø 600 mm

Art.014-1066-030 Follower plate Ø 590 mm

Art.907-0102-030 R2 1/4" hose - 3.0 m length

Art.014-1081-000 Grease gun with swivel joint

Art. 013-1104-A00

Grease set suitable for barrels 180-220 kg

Composed like Art.013-1104-000 but with:

Art.010-1030-000 Grease pump ratio=70:1

Art. 013-1104-B00

Grease set suitable for barrels 180-220 kg

Composed like Art.013-1104-000 but with:

Art.010-1035-000 Grease pump ratio=100:1

Art. 013-1104-C00

Grease set suitable for barrels 180-220 kg

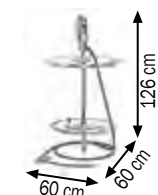
Composed like Art.013-1104-000 but with:

Art.010-1040-000 Grease pump ratio=14:1



013-1104-000	15,500	0,088	2
013-1104-A00	15,870	0,088	2
013-1104-B00	15,870	0,088	2
013-1104-C00	15,870	0,088	2

Ø 550 - 600 mm



PNEUMATIC GREASE PUMP SETS FOR DRUMS 18-30 KG



GREASE DISTRIBUTION

Art. 013-1106-000

Wheeled grease set suitable for drums 18-30 kg

Composed by:

- Art.010-1005-000 Grease pump ratio=60:1
- Art.030-1392-000 2- wheels trolley
- Art.014-1051-030 Lid Ø 320 mm
- Art.014-1062-030 Follower plate Ø 310 mm
- Art.907-0102-030 R2 1/4" hose - 3.0 m length
- Art.014-1081-000 Grease gun with swivel joint

Art. 013-1105-000

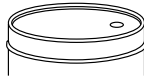
Wheeled grease set suitable for drums 18-30 kg

Composed like Art.013.1106.000 but without:

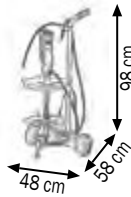
- Art.014-1062-030 Follower plate Ø 310 mm



Ø 260 - 320 mm



013-1106-000	15,740	0,056	1
013-1105-000	14,310	0,056	1



013-1106-000

Art. 013-1113-000

Wheeled grease set suitable for drums 18-30 kg

Composed by:

- Art.010-1005-000 Grease pump ratio=60:1
- Art.030-1392-000 2- wheels trolley
- Art.014-1052-030 Lid Ø 350 mm
- Art.014-1063-030 Follower plate Ø 340 mm
- Art.907-0102-030 R2 1/4" hose - 3.0 m length
- Art.014-1081-000 Grease gun with swivel joint

Art. 013-1112-000

Wheeled grease set suitable for drums 18-30 Kg

Composed like Art.013-1113-000 but without:

- Art.014-1063-030 Follower plate Ø 340 mm



Ø 300 - 350 mm



013-1113-000	16,590	0,056	1
013-1112-000	14,630	0,056	1



013-1113-000

Art. 013-1108-000

Wheeled grease set suitable for drums 18-30 Kg

Composed by:

- Art.010-1005-000 Grease pump ratio=60:1
- Art.030-1393-000 2 pneumatic wheels trolley
- Art.014-1051-030 Lid Ø 320 mm
- Art.014-1062-030 Follower plate Ø 310 mm
- Art.907-0102-030 R2 1/4" hose - 3.0 m length
- Art.014-1081-000 Grease gun with swivel joint

Art. 013-1107-000

Wheeled grease set suitable for drums 18-30 Kg

Composed like Art.013-1108-000 but without:

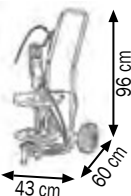
- Art.014-1062-030 Follower plate Ø 310 mm



Ø 260 - 320 mm



013-1108-000	18,000	0,056	1
013-1107-000	16,670	0,056	1



013-1108-000

PNEUMATIC GREASE PUMP SETS FOR DRUMS 50-60 KG



013-1118-000

Art. 013-1118-000

Wheeled grease set suitable for drums 50-60 kg

Composed by:

Art.010-1010-000 Grease pump ratio=60:1

Art.030-1394-000 2-pneumatic wheels trolley

Art.014-1053-030 Lid Ø 395 mm

Art.014-1064-030 Follower plate Ø 370 mm

Art.907-0102-030 R2 1/4" hose - 3.0 m length

Art.014-1081-000 Grease gun with swivel joint

Art. 013-1117-000

Wheeled grease set suitable for drums 50-60 kg

Composed like Art.013-1118-000 but without:

Art.014-1064-030 Follower plate Ø 370 mm



Ø 340 - 385 mm



013-1118-000	19,650	0,079	1
013-1117-000	17,470	0,079	1



013-1116-000

Art. 013-1116-000

Wheeled grease set suitable for drums 50-60 kg

Composed by:

Art.010-1010-000 Grease pump ratio=60:1

Art.030-1394-000 2-pneumatic wheels trolley

Art.014-1054-030 Lid Ø 420 mm

Art.014-1065-030 Follower plate Ø 400 mm

Art.907-0102-030 R2 1/4" hose - 3.0 m length

Art.014-1081-000 Grease gun with swivel joint

Art. 013-1115-000

Wheeled grease set suitable for drums 50-60 kg

Composed like Art.013-1116-000 but without:

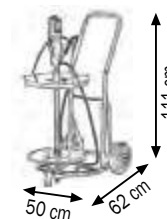
Art.014-1065-030 Follower plate Ø 400 mm



Ø 370 - 420 mm



013-1116-000	20,300	0,079	1
013-1115-000	17,800	0,079	1



013-1120-000

Art. 013-1120-000

Wheeled grease set suitable for drums 50-60 kg

Composed by:

Art.010-1010-000 Grease pump ratio=60:1

Art.030-1395-000 4 - wheels trolley

Art.014-1054-030 Lid Ø 420 mm

Art.014-1065-030 Follower plate Ø 400 mm

Art.907-0102-050 R2 1/4" hose - 5.0 m length

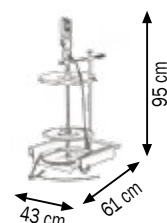
Art.014-1081-000 Grease gun with swivel joint



Ø 370 - 420 mm



013-1120-000	26,800	0,079	1
--------------	--------	-------	---



PNEUMATIC GREASE PUMP SETS FOR BARRELS 180-220 KG



GREASE DISTRIBUTION

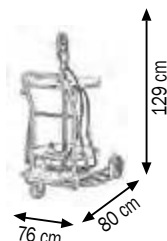
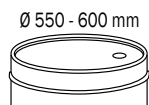
Art. 013-1121-000

Wheeled grease set suitable for barrels 180–220 kg

Composed by:

- Art.010-1015-000 Grease pump ratio=60:1
- Art.030-1398-000 3-wheels trolley
- Art.014-1056-030 Lid Ø 600 mm
- Art.014-1066-030 Follower plate Ø 590 mm
- Art.907-0102-050 R2 1/4" hose – 5.0 m length
- Art.014-1081-000 Grease gun with swivel joint

013-1121-000	45,070	0,200	2



013-1121-000

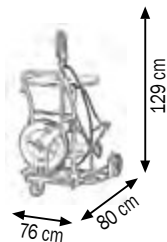
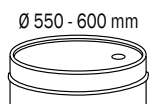
Art. 013-1122-000

Wheeled grease set suitable for barrels 180–220 kg with hose reel

Composed by:

- Art.010-1015-000 Grease pump ratio=60:1
- Art.030-1398-000 3-wheels trolley
- Art.014-1056-030 Lid Ø 600 mm
- Art.014-1066-030 Follower plate Ø 590 mm
- Art.907-0122-015 R2 1/4" hose – 1.5 m length
- Art.014-1081-010 Gun with flexible pipe and fitting with triple-swivel joint
- Art.070-1207-110 Hose reel with R2 1/4" hose 10.0 m length

013-1122-000	56,900	0,246	3



013-1122-000

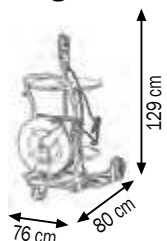
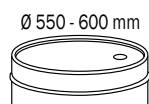
Art. 013-1123-000

Wheeled grease set suitable for barrels 180–220 kg with hose reel

Composed by:

- Art.010-1030-000 Grease pump ratio=70:1
- Art.030-1398-000 3-wheels trolley
- Art.014-1056-030 Lid Ø 600 mm
- Art.014-1066-030 Follower plate Ø 590 mm
- Art.907-0122-015 R2 1/4" hose – 1.5 m length
- Art.014-1081-010 Gun with flexible pipe and fitting with triple-swivel joint
- Art.070-1307-118 Hose reel with R2 1/4" hose 18.0 m length

013-1123-000	66,700	0,246	3



013-1123-000

PNEUMATIC GREASE PUMP SETS FOR BARRELS 180-220 KG



013-1125-000

Art. 013-1125-000

Wheeled grease set suitable for barrels 180–220 kg

Composed by:

Art.010-1015-000 Grease pump ratio=60:1

Art.030-1400-000 4-wheels trolley

Art.014-1056-030 Lid Ø 600 mm

Art.014-1066-030 Follower plate Ø 590 mm

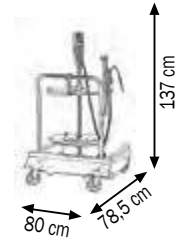
Art.907-0102-050 R2 1/4" hose – 5.0 m length

Art.014-1081-000 Grease gun with swivel joint



013-1125-000 55,780 0,200 2

Ø 550 - 600 mm



013-1130-000

Art. 013-1130-000

Wheeled grease set suitable for barrels 180–220 kg

Composed by:

Art.010-1015-000 Grease pump ratio=60:1

Art.030-1405-000 4-wheels trolley

Art.014-1056-030 Lid Ø 600 mm

Art.014-1066-030 Follower plate Ø 590 mm

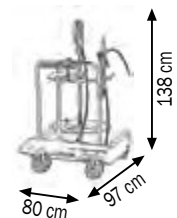
Art.907-0102-050 R2 1/4" hose – 5.0 m length

Art.014-1081-010 Gun with flexible pipe and fitting with triple-swivel joint



013-1130-000 67,680 0,200 2

Ø 550 - 600 mm



013-1135-000

Art. 013-1135-000

Wheeled grease set suitable for barrels 180–220 kg with hose reel

Composed by:

Art.010-1015-000 Grease pump ratio=60:1

Art.030-1405-000 4-wheels trolley

Art.014-1056-030 Lid Ø 600 mm

Art.014-1066-030 Follower plate Ø 590 mm

Art.907-0122-015 R2 1/4" hose – 1.5 m length

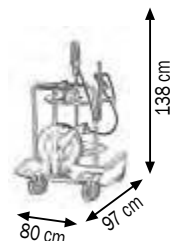
Art.014-1081-010 Gun with flexible pipe and fitting with triple-swivel joint

Art.070-1207-110 Hose reel with R2 1/4" hose 10.0 m length



013-1135-000 83,290 0,246 3

Ø 550 - 600 mm



Art. 013-1136-000

Wall-fixing grease set suitable for drums 50–60 kg

Composed by:

Art.010-1010-000 Grease pump ratio=60:1

Art.071-1207-110 Hose reel with R2 1/4" hose 10,0 m length

Art.014-1054-030 Lid Ø 420 mm

Art.014-1065-030 Follower plate Ø 400 mm

Art.907-0122-015 R2 1/4" hose – 1.5 m length

Art.014-1081-010 Gun with flexible pipe and fitting with triple-swivel joint

Art.079-1785-000 Support for picking up drops

Art. 013-1137-000





Wall-fixing grease set suitable for drums 50–60 kg

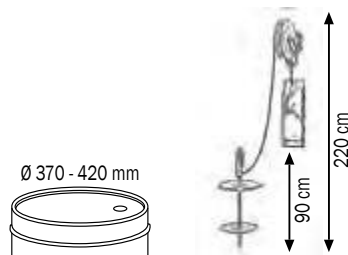
Composed like Art.013-1136-000 but with:

Art.071-1207-115 Hose reel with R2 1/4" hose 15,0 m length



013-1136-000

			
013-1136-000	34,000	0,122	4
013-1137-000	36,500	0,122	4



Art. 013-1138-000

Wall-fixing grease set suitable for barrels 180–220 kg

Composed by:

Art.010-1015-000 Grease pump ratio=60:1

Art.071-1207-110 Hose reel with R2 1/4" hose 10,0 m length

Art.014-1056-030 Lid Ø 600 mm

Art.014-1066-030 Follower plate Ø 590 mm

Art.907-0122-015 R2 1/4" hose – 1.5 m length

Art.014-1081-010 Gun with flexible pipe and fitting with triple-swivel joint

Art.079-1785-000 Support for picking up drops

Art. 013-1139-000





Wall-fixing grease set suitable for barrels 180–220 Kg

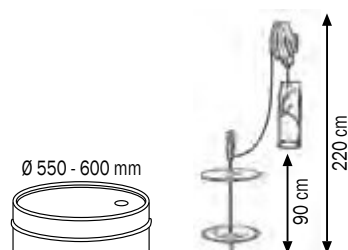
Composed like Art.013-1138-000 but with:

Art.071-1207-115 Hose reel with R2 1/4" hose 15,0 m length



013-1138-000

			
013-1138-000	40,860	0,151	4
013-1139-000	42,700	0,151	4





013-1932-010

Art. 013-1932-010

Wall-fixing grease set suitable for barrels 180-220 kg

Composed by:

Art.010-1015-000 Grease pump ratio=60:1

Art.023-1905-000 Tank of dump and stocking for 1 barrel 180-220 kg

Art.075-4507-110 Hose reel with R2 1/4" hose 10,0 m length

Art.014-1056-030 Cover Ø 600 mm

Art.014-1066-030 Follower plate Ø 590 mm

Art.907-0122-015 R2 1/4" hose - 1.5 m length F-F





Art.014-1081-010 Gun with flexible pipe and fitting with triple-swivel joint

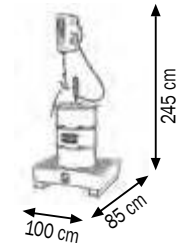
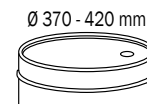
Art. 013-1932-015

Wall-fixing grease set suitable for barrels 180-220 kg

Composed like Art.013-1932-010 but with:

Art.075-4507-115 Hose reel with R2 1/4" hose 15,0 m length

				
013-1932-010	110,000	0,570	5	
013-1932-015	112,000	0,570	5	



013-1933-010

Art. 013-1933-010

Complete installation 1 position for barrels 180-220 kg

Composed by:

Art.010-1015-000 Grease pump ratio=60:1

Art.023-1925-000 Tank of dump complete with supporting structure for 1 position

Art.075-4507-110 Hose reel with R2 1/4" hose 10,0 m length

Art.014-1056-030 Lid Ø 600 mm

Art.014-1066-030 Follower plate Ø 590 mm

Art.907-0122-015 R2 1/4" hose - 1.5 m length





Art.014-1081-010 Gun with flexible pipe and fitting with triple-swivel joint

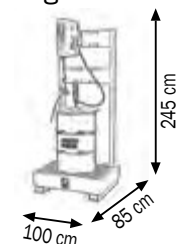
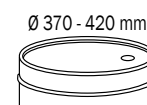
Art. 013-1933-015

Complete installation 1 position for barrels 180-220 Kg

Composed like Art.013 1933 010 but with:

Art.075-4507-115 Hose reel with R2 1/4" hose 15,0 m length

				
013-1933-010	140,000	0,600	5	
013-1933-015	142,000	0,600	5	



Fix and complete installation that offer an independent working station. They allow an optimal placing in every working environment (factories and repair shops) allowing to operate in a clean and safe way and without wasting of lubricant oils for different uses.

LID FOR PUMPS WITH SHANK Ø 30 mm

Art.	Ø Lid	For drums	outside Ø
014-1049-030	225 mm	5 Kg	200 - 225 mm
014-1050-030	280 mm	12 - 16 Kg	240 - 280 mm
014-1051-030	320 mm	18 - 30 Kg	260 - 320 mm
014-1052-030	350 mm	20 - 30 Kg	300 - 350 mm
014-1053-030	395 mm	30 - 50 Kg	340 - 395 mm
014-1054-030	420 mm	50 - 60 Kg	370 - 420 mm
014-1056-030	600 mm	180 - 220 Kg	550 - 600 mm



LID FOR INDUSTRIAL PUMPS WITH SHANK Ø 45 mm

Art.	Ø Lid	For drums	outside Ø
014-1053-045	395 mm	30-50 Kg	340-395 mm
014-1054-045	420 mm	50-60 Kg	370-420 mm
014-1056-045	600 mm	180-220 Kg	550-600 mm



LID FOR INDUSTRIAL PUMPS WITH SHANK Ø 50 mm

Art.	Ø Lid	For drums	outside Ø
014-1053-050	395 mm	30-50 Kg	340-395 mm
014-1054-050	420 mm	50-60 Kg	370-420 mm
014-1056-050	600 mm	180-220 Kg	550-600 mm



LID FOR INDUSTRIAL PUMPS WITH MUFF 2" F

Art.	Ø Lid	For drums	outside Ø
014-1053-200	395 mm	30-50 Kg	340-395 mm
014-1054-200	420 mm	50-60 Kg	370-420 mm
014-1056-200	600 mm	180-220 Kg	550-600 mm



Suitable for the application of the threaded ring fixing pumps.

The drum lid is available in different diameters to fit drums from 5 to 220 kg . A handle provides an easy fit to the drum. It keeps the pump in vertical position in order to assure a perfect working.

FOLLOWER PLATE FOR PUMPS WITH SHANK Ø 30 mm



Art.	Ø Follower Plates	For drums	inside Ø
014-1059-030	220 mm	5 Kg	195 - 210 mm
014-1060-030	265 mm	12 - 16 Kg	240 - 260 mm
014-1061-030	290 mm	16 - 20 Kg	250 - 280 mm
014-1062-030	310 mm	18 - 30 Kg	270 - 300 mm
014-1063-030	340 mm	20 - 30 Kg	300 - 330 mm
014-1064-030	370 mm	30 - 50 Kg	335 - 360 mm
014-1065-030	400 mm	50 - 60 Kg	360 - 400 mm
014-1066-030	590 mm	180 - 220 Kg	540 - 580 mm

FOLLOWER PLATE FOR INDUSTRIAL PUMPS WITH SHANK Ø 45 mm



Art.	Ø Follower Plates	For drums	inside Ø
014-1064-045	370 mm	30-50 kg	335-360 mm
014-1065-045	400 mm	50-60 kg	360-400 mm
014-1066-045	590 mm	180-220 kg	540-580 mm

FOLLOWER PLATE FOR INDUSTRIAL PUMPS WITH SHANK Ø 50 mm



Art.	Ø Follower Plates	For drums	inside Ø
014-1064-050	370 mm	30-50 kg	335-360 mm
014-1065-050	400 mm	50-60 kg	360-400 mm
014-1066-050	590 mm	180-220 kg	540-580 mm

It is advisable to use always the follower plate, it is very important of ambient temperature is low and when high viscosity grease is used. Because of the depression created by the pump, the plate is attracted towards the bottom of the drum by atmospheric pressure. It pushing the grease into the pump and avoids air cavities. Also it removes the grease remaining on the walls down to the bottom of the drums.

Art. 014-1079-000

Grease control gun without pipe and coupling



014-1079-000

Art. 014-1082-000

Grease control gun with rigid pipe and 4-jaws coupling
Length rigid pipe 200 mm



014-1082-000

Art. 014-1083-000

Grease control gun with rigid pipe and 4-jaws coupling
Length rigid pipe 200 mm
Swivel joint F 1/4"



014-1083-000

Art. 014-1083-010

Grease control gun with rigid pipe and 4-jaws coupling
Length rigid pipe 200 mm
Triple-swivel joint F 1/4"



014-1083-010

Art. 014-1080-000

Grease control gun with flexible hose and 4-jaws coupling
Length flexible hose 400 mm



014-1080-000

Art. 014-1081-000

Grease control gun with flexible hose and 4-jaws coupling
Length flexible hose 400 mm
Swivel joint F 1/4"



014-1081-000

Art. 014-1081-010

Grease control gun with flexible hose and 4-jaws coupling
Length flexible hose 400 mm
Triple-swivel joint F 1/4"



014-1081-010

Art. 014-1085-000

400 mm flexible hose with
M 10 x1 mm thread



014-1085-000

Art. 014-1086-000

200 mm rigid pipe with
M 10x1 mm thread



014-1086-000

All grease guns are supplied for the connection of the swivel joint Art.014-1091-000 or the triple-swivel joint Art.014-1090-000.



014-1084-000

Art. 014-1084-000

Grease digital meter

Equipped with two displays, one is for batch counting (zeroing) and the other one for total volumes (not zeroing) of the dispensed grease.

Art. 014-1084-100

Grease digital meter nozzle

Composed by:

digital meter 4 digits

triple-swivel joint

rigid end + 4 jaws coupling

Not approved for public use



014-1084-100

Technical data		014-1084-000	014-1084-100
Inlet connection	BSP	F 1/8"G	F 1/4"G
Outlet connection	BSP	F 1/8"G	F 10X1
Max working pressure	bar	500	500
Burst pressure	bar	1000	1000
Batch meter	digits	4	4
Totalizing meter in kg	digits	4	4
Working temperature	max C°	60°	60°
Battery life	months	24	24



014-1042-000

Art. 014-1042-000

Pneumatic nozzle for grease ratio=50:1

500 cc with rigid pipe and jaws coupling

Suitable for Ø 52 mm 400 g cartridge

It is suitable for the distribution at high pressure of all kinds of grease.

The operating pressure for the grease pumps

hereby may vary between a minimum of 3.5 bar and a maximum of 8.5 bar

Technical data		014-1042-000
Compression ratio	bar	50:1
Air consumption	l/min	130
Air inlet connection	BSP	F 1/4"G
Grease outlet connection	M	F 10x1
Grease delivery capacity 6 bar	g/min	1500
Noise level	dB	80
Tank capacity	g	500
Inside diameter of chamber	mm	54
For cartridge Ø 52mm	g	400

Art. 014-1088-000

"PROFI" coupling with case-hardened jaws M 10x1 mm thread



014-1088-000



014-1088-A00

Art. 014-1088-A00

4-jaws coupling 10x1 mm 90° M 10x1 mm thread



014-1089-000



014-1089-A00

Art. 014-1089-000

Grease coupling-pull for hexagonal heads 15 mm M 10x1 mm thread

Art. 014-1089-A00

Grease coupling-push for hexagonal heads 15 mm M 10x1 mm thread

Art. 014-1089-B00

Giant grease coupling for hexagonal heads 22 mm M 10x1 mm thread



014-1089-B00

Art. 014-1090-000

Triple-swivel joint with 1/4" M-F thread

Art. 014-1091-000

1/4"-1/4" M-F swivel joint



F96-0502-002



F96-0500-002

Art. F96-0500-002

Quick connect coupling female 1/4" Interchange ability according to ISO 7241-A

Art. F96-0502-002

Quick connect coupling male 1/4" Interchange ability according to ISO 7241-A

Art. F96-0100-202

Plated steel M1/4"G - M1/4"G nipple



014-1091-000



014-1090-000

Art. F96-0100-303

Plated steel M3/8"G - M3/8" G nipple

Art. F96-0100-302

Plated steel M3/8"G x M1/4"G nipple

Art. F96-0100-402

Plated steel M1/2"G x M1/4"G nipple

Art. F96-0110-202

Plated steel M1/4"G x M1/4"NPT nipple

Art. F96-0110-302

Plated steel M3/8"NPT x M1/4"G nipple



014-1095-000



F96-0100-202

Art. 014-1095-000

Grease pump handle



F96-0110-302

Connection flexible hoses

Art.	Characteristics	Pressure	Burst	Length
907-0122-015	R2 1/4" F - F	W.P.400 bar	1600 bar	1.5 m
907-0122-020	R2 1/4" F - F	W.P.400 bar	1600 bar	2.0 m
907-0102-030	R2 1/4" M - F	W.P.400 bar	1600 bar	3.0 m
907-0102-040	R2 1/4" M - F	W.P.400 bar	1600 bar	4.0 m
907-0102-050	R2 1/4" M - F	W.P.400 bar	1600 bar	5.0 m
907-0102-060	R2 1/4" M - F	W.P.400 bar	1600 bar	6.0 m
907-0102-075	R2 1/4" M - F	W.P.400 bar	1600 bar	7.5 m
907-0102-080	R2 1/4" M - F	W.P.400 bar	1600 bar	8.0 m
907-0323-015	R2 3/8" F - F	W.P.330 bar	1320 bar	1.5 m
907-0323-020	R2 3/8" F - F	W.P.330 bar	1320 bar	2 m
907-0303-030	R2 3/8" M - F	W.P.330 bar	1320 bar	3 m
907-0303-040	R2 3/8" M - F	W.P.330 bar	1320 bar	4 m
907-0303-050	R2 3/8" M - F	W.P.330 bar	1320 bar	5 m



907-0102-030



014-1045-000



014-1045-B00

Art. 014-1045-000

Pressure regulator with gauge

Inlet – outlet connection F 1/4"

Necessary when the air-operated plant doesn't include it

Art. 014-1045-B00

Pressure regulator with gauge

Inlet – outlet connection F 1/2"



014-1046-000



014-1046-B00

Art. 014-1046-000

Pressure regulator with filter and gauge

Inlet – outlet connection F 1/4"

It avoids condensation suitable when the use of the pump is continuative

Art. 014-1046-B00

Pressure regulator with filter and gauge

Inlet – outlet connection F 1/2"



014-1047-000



014-1047-B00

Art. 014-1047-000

Air lubricator Inlet – outlet connection F 1/4"

It sprays the lubricant optimising the efficiency and the life of the pump

Art. 014-1047-B00

Air lubricator Inlet – outlet connection F 1/2"



014-1048-000



014-1048-B00

Art. 014-1048-000

Pressure regulator with filter, lubricator and gauge

Inlet – outlet connection F 1/4"

Automatic outlet of condensation. It optimizes the working and life of pumps. When the pump is regularly used, it fully prevents the seizing-up of the moving part

Art. 014-1048-B00

Pressure regulator with filter, lubricator and gauge

Inlet – outlet connection F 1/2"

Automatic outlet of condensation

In order to optimize the efficiency and the life time of your air-operated equipment we recommend to use condensate and particle free air at the correct pressure and lubricated.



MOBILE MANUAL GREASE PUMPS POWERED BY LEVER

Practical and functional can be used in all the work environment, in particular on disconnected land as in agricultural or in construction site.

Grant you the easy substitution of the grease container (drum or bucket) and permit a quick greasing of every vehicle or mechanism. Are equipped with follower plate to maintain the pumps function and preserving its characteristics in use.



MOBILE MANUAL PUMPS FOR GREASE TRANSFER POWERED BY LEVER

Each cycles of the lever supply 40 gram of grease. Practical and functional can be used for the filling of digital unit dispensers, syringe for the manual greasing.

Grant you the easy substitution of the grease container (drum or bucket).

Are equipped with follower plate to maintain the pumps function and preserving its characteristics in use.



016-1141-000

Art. 016-1141-000

Manual grease pump 16 kg

Outlet grease pressure 400 bar, 60 g delivery each 10 cycles of the lever

Composed by:

Mobile container 16 kg

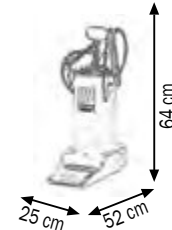
Art.014-1059-030 Follower plate Ø 220 mm with spring

Art.906-0142-020 Rubber hose R1 F 1/4" - F 10X1 2.0 m length

Art.017-1155-000 Cock M-F 10x1 mm

Art.017-1156-000 200 mm rigid pipe and 4-jaws coupling

			
016-1141-000	12,850	0,090	1



016-1142-000

Art. 016-1142-000

Wheeled manual grease pump 16 kg

Outlet grease pressure 400 bar, 60 g delivery each 10 cycles of the lever

Composed by:



Wheeled container 16 kg

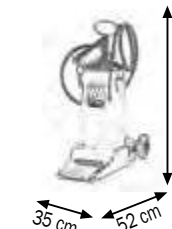
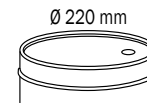
Art.014-1059-030 Follower plate Ø 220 mm with spring

Art.906-0142-020 Rubber hose R1 F 1/4" - F 10X1 2.0 m length

Art.017-1155-000 Cock M-F 10x1 mm

Art.017-1156-000 200 mm rigid pipe and 4-jaws coupling

			
016-1142-000	14,300	0,090	1



016-1144-000

Art. 016-1144-000

Wheeled manual grease pedal pump 16 kg

Outlet grease pressure 400 bar, 40 g delivery each 10 cycles of the lever

Composed by:

Wheeled container 16 kg


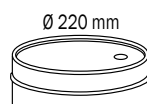
Art.014-1059-030 Follower plate Ø 220 mm with spring

Art.906-0142-020 Rubber hose R1 F 1/4" - F 10X1 2.0 m length

Art.017-1155-000 Cock M-F 10x1 mm

Art.017-1156-000 200 mm rigid pipe and 4-jaws coupling

			
016-1144-000	16,600	0,090	1



Art. 016-1145-015

Manual grease pump for drums of 15 kg

Outlet grease pressure 400 bar, 60 g delivery each 10 cycles of the lever

Composed by

Art.016-1158-000 Manual grease pump

Art.014-1050-030 Ø 280 mm drum lid

Art.014-1060-030 Follower plate Ø 265mm with spring

Art.906-0142-020 Rubber hose R1 F 1/4" - F 10X1 2.0 m length

Art.017-1155-000 Cock M-F 10x1mm

Art.017-1156-000 200 mm rigid pipe and 4-jaws coupling



016-1145-015

Art. 016-1145-C15

Wheeled manual grease pump for drums of 15 kg

Outlet grease pressure 400 bar, 60 g delivery each 10 cycles of the lever

Composed by:

Art.016-1158-000 Manual grease pump

Art.030-1392-000 2 wheels trolley

Art.014-1050-030 Ø 280 mm drum lid

Art.014-1060-030 Follower plate Ø 265mm with spring





Art.906-0142-020 Rubber hose R1 F 1/4" - F 10X1 2.0 m length

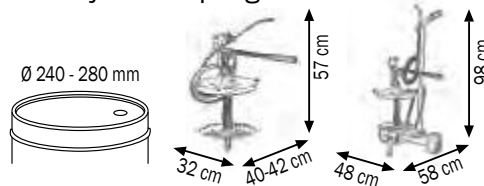
Art.017-1155-000 Cock M-F 10x1mm

Art.017-1156-000 200 mm rigid pipe and 4-jaws coupling



016-1145-C15

				
016-1145-015	6,100	0,023	1	
016-1145-C15	11,250	0,056	1	



Art. 016-1150-020

Manual grease pump for drums of 18-30 Kg

Outlet grease pressure 400 bar, 60 g delivery each 10 cycles of the lever

Composed by:

Art.016-1158-000 Manual grease pump

Art.014-1051-030 Ø 320 mm drum lid

Art.014-1062-030 Follower plate Ø 310mm with spring

Art.906-0142-020 Rubber hose R1 F 1/4" - F 10X1 2.0 m length

Art.017-1155-000 Cock M-F 10x1mm

Art.017-1156-000 200 mm rigid pipe and 4-jaws coupling



016-1150-020

Art. 016-1150-C20

Wheeled manual grease pump for drums of 18-30 kg

Outlet grease pressure 400 bar, 60 g delivery each 10 cycles of the lever

Composed by:

Art.016-1158-000 Manual grease pump

Art.030-1392-000 2 wheels trolley

Art.014-1051-030 Ø 320 mm drum lid

Art.014-1062-030 Follower plate Ø 310mm with spring





Art.906-0142-020 Rubber hose R1 F 1/4" - F 10X1 2.0 m length

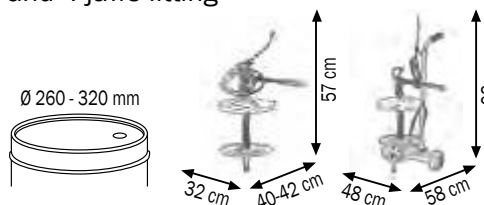
Art.017-1155-000 Cock M-F 10x1mm

Art.017-1156-000 200 mm rigid pipe and 4-jaws fitting



016-1150-C20

				
016-1150-020	6,550	0,023	1	
016-1150-C20	17,750	0,056	1	





016-1150-050

Art. 016-1150-050

Manual grease pump for drums of 50-60 kg.

Outlet grease pressure 400 bar, 60 g delivery each 10 cycles of the lever

Composed by:

Art.016-1158-A00 Manual grease pump

Art.014-1054-030 Ø 420 mm drum lid

Art.014-1065-030 Follower plate Ø 400mm with spring

Art.906-0142-020 Rubber hose R1 F 1/4" – F 10X1 2.0 m length

Art.017-1155-000 Cock M-F 10x1mm

Art.017-1156-000 200 mm rigid pipe and 4-jaws coupling



016-1150-C50

Art. 016-1150-C50

Wheeled manual grease pump for drums of 50-60 kg

Outlet grease pressure 400 bar, 60 g delivery each 10 cycles of the lever

Composed by:

Art.016-1158-A00 Manual grease pump

Art.030-1395 000 4 wheels trolley

Art.014-1054-030 Ø 420 mm drum lid

Art.014-1065-030 Follower plate Ø 400mm with spring

Art.906-0142-020 Rubber hose R1 F 1/4" – F 10X1 2.0 m length

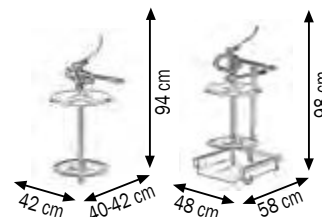
Art.017-1155-000 Cock M-F 10x1mm

Art.017-1156-000 200 mm rigid pipe and 4-jaws coupling



016-1150-050	10,800	0,056	1
016-1150-C50	22,800	0,056	1

Ø 370 - 420 mm



ACCESSORIES FOR MANUAL GREASE PUMPS



017-1155-000

Art. 017-1155-000

Brass cock

with M-F 10x1 mm thread



017-1156-000

Art. 017-1156-000

200 mm rigid pipe

4-jaws fitting with 10x1 mm thread



017-1157-000

Art. 017-1157-000

4-jaws fitting

10x1 mm thread



017-1161-000

Art. 017-1161-000

90° Rigid connection with adaptor Ø 9 mm

for manual grease pumps filling



906-0142-030

Art. 906-0142-020

Rubber hose R1 1/4"

F 1/4" – F 10x1 – 2.0 m length

Art. 906-0142-030

Rubber hose R1 1/4"

F 1/4" – F 10x1 – 3.0 m length

Art. 016-1151-020

Manual transfer grease pump for drums of 18-30 kg
Suitable for filling manual grease pumps, 400 g delivery each 10 cycles of the lever

Composed by:
Art.016-1160-020 Manual transfer pump
Art.014-1051-030 Ø 320 mm drum lid
Art.014-1062-030 Follower plate Ø 310mm with spring
Art.017-1161-000 Rigid connection 90° with adaptor Ø 9 mm



016-1151-020





Art. 016-1151-C20

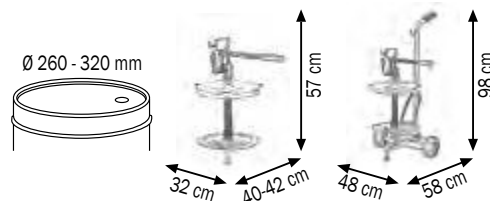
Wheeled manual transfer grease pump for drums of 18-30 kg
Suitable for filling manual grease pumps, 400 g delivery each 10 cycles of the lever

Composed by:
Art.016-1160-020 Manual transfer pump
Art.030-1392-000 2 wheels trolley
Art.014-1051-030 Ø 320 mm drum lid
Art.014-1062-030 Follower plate Ø 310mm with spring
Art.017-1161-000 Rigid connection 90° with adaptor Ø 9 mm



016-1151-C20

				
016-1151-020	6,350	0,023	1	
016-1151-C20	11,500	0,056	1	



Art. 016-1151-050

Manual transfer grease pump for drums of 50-60 kg
Suitable for filling manual grease pumps, 400 g delivery each 10 cycles of the lever

Composed by:
Art.016-1160-050 Manual transfer pump
Art.014-1054-030 Ø 420 mm drum lid
Art.014-1065-030 Follower plate Ø 400mm with spring
Art.017-1161-000 Rigid connection 90° with adaptor Ø 9 mm



016-1151-050





Art. 016-1151-C50

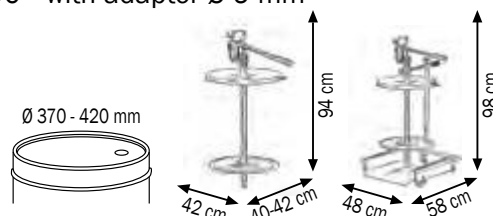
Wheeled manual transfer grease pump for drums of 50-60 kg
Suitable for filling manual grease pumps, 400 g delivery each 10 cycles of the lever

Composed by:
Art.016-1160-050 Manual transfer pump
Art.030-1395-000 4 wheels trolley
Art.014-1054-030 Ø 420 mm drum lid
Art.014-1065-030 Follower plate Ø 400mm with spring
Art.017-1161-000 Rigid connection 90° with adaptor Ø 9 mm



016-1151-C50

				
016-1151-050	10,700	0,790	1	
016-1151-C50	21,800	0,790	1	





016-1152-020

Art. 016-1152-020

Manual transfer grease pump for drums of 18-30 kg

Suitable for filling plants, 400 g delivery each 10 cycles of the lever

Composed by:

Art.016-1160-020 Manual transfer pump

Art.014-1051-030 Ø 320 mm drum lid

Art.014-1062-030 Follower plate Ø 310mm with spring

Art.902-0414-020 R6 1/2" hose 2,0 m length

with level valve rigid end 30°

Art.F96-0500-002 Quick disconnect coupling F 1/4"

Art.F96-0502-002 Quick disconnect coupling M 1/4"

Art. 016-1152-C20

Wheeled manual transfer grease pump for drums of 18-30 kg

Suitable for filling plants, 400 g delivery each 10 cycles of the lever

Composed by:

Art.016-1160-020 Manual transfer pump

Art.030-1392-000 2 wheels trolley

Art.014-1051-030 Ø 320 mm drum lid

Art.014-1062-030 Follower plate Ø 310mm with spring

Art.902-0414-020 R6 1/2" hose 2,0 m length

with level valve rigid end 30°

Art.F96-0500-002 Quick disconnect coupling F 1/4"

Art.F96-0502-002 Quick disconnect coupling M 1/4"



016-1152-C20



016-1152-050

Art. 016-1152-050

Manual transfer grease pump for drums of 50-60 kg

Suitable for filling plants, 400 g delivery each 10 cycles of the lever

Composed by:

Art.016-1160-050 Manual transfer pump

Art.014-1054-030 Ø 420 mm drum lid

Art.014-1065-030 Follower plate Ø 400mm with spring

Art.902-0414-020 R6 1/2" hose 2,0 m length

with level valve rigid end 30°

Art.F96-0500-002 Quick disconnect coupling F 1/4"

Art.F96-0502-002 Quick disconnect coupling M 1/4"

Art. 016-1152-C50

Wheeled manual transfer grease pump for drums of 50-60 kg

Suitable for filling plants, 400 g delivery each 10 cycles of the lever

Composed by:

Art.016-1160-050 Manual transfer pump

Art.030-1395-000 4 wheels trolley

Art.014-1054-030 Ø 420 mm drum lid

Art.014-1065-030 Follower plate Ø 400mm with spring

Art.902-0414-020 R6 1/2" hose 2,0 m length

with level valve rigid end 30°

Art.F96-0500-002 Quick disconnect coupling F 1/4"

Art.F96-0502-002 Quick disconnect coupling M 1/4"



016-1152-C50

									
016-1152-020	7,400	0,023	1		Ø 260 - 320 mm	32 cm	40-42 cm	57 cm	98 cm
016-1152-C20	12,500	0,056	1			48 cm	58 cm		

Art. 016-1152-050

Manual transfer grease pump for drums of 50-60 kg

Suitable for filling plants, 400 g delivery each 10 cycles of the lever

Composed by:

Art.016-1160-050 Manual transfer pump

Art.014-1054-030 Ø 420 mm drum lid

Art.014-1065-030 Follower plate Ø 400mm with spring

Art.902-0414-020 R6 1/2" hose 2,0 m length

with level valve rigid end 30°

Art.F96-0500-002 Quick disconnect coupling F 1/4"

Art.F96-0502-002 Quick disconnect coupling M 1/4"

Art. 016-1152-C50

Wheeled manual transfer grease pump for drums of 50-60 kg

Suitable for filling plants, 400 g delivery each 10 cycles of the lever

Composed by:

Art.016-1160-050 Manual transfer pump

Art.030-1395-000 4 wheels trolley

Art.014-1054-030 Ø 420 mm drum lid




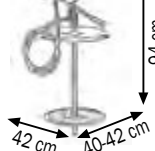
Art.014-1065-030 Follower plate Ø 400mm with spring

Art.902-0414-020 R6 1/2" hose 2,0 m length

with level valve rigid end 30°

Art.F96-0500-002 Quick disconnect coupling F 1/4"

Art.F96-0502-002 Quick disconnect coupling M 1/4"

									
016-1152-050	11,700	0,790	1		Ø 370 - 420 mm	42 cm	40-42 cm	94 cm	98 cm
016-1152-C50	22,800	0,790	1			48 cm	58 cm		





OIL DISTRIBUTION



OIL DISTRIBUTION



	<p>AIR-OPERATED PUMPS FOR OIL AND SIMILAR pg. 039</p>
	<p>AIR-OPERATED INDUSTRIAL PUMPS FOR OIL AND SIMILAR pg. 048</p>
	<p>OIL SETS pg. 061</p>
	<p>TANKS OF DUMP pg. 072</p>
	<p>FIXED INSTALLATIONS AND STRUCTURE pg. 074</p>
	<p>NOZZLES FOR OIL AND SIMILAR pg. 080</p>
	<p>ACCESSORIES FOR OIL PUMPS pg. 089</p>
	<p>ELECTRONIC MANAGEMENT SYSTEMS pg. 093</p>
	<p>PNEUMATIC AND MANUAL OIL DISPENSERS pg. 097</p>
	<p>DISPENSER BAR AND ACCESSORIES pg. 102</p>
	<p>AIR-OPERATED DIAPHRAGM PUMPS pg. 107</p>
	<p>AIR-OPERATED STAINLESS STEEL PUMPS pg. 108</p>
	<p>TROLLEYS FOR DRUMS TRANSPORT pg. 112</p>

The air-operated oil pumps, fully designed and manufactured by MECLUBE, shows remarkable operating features. It is fully machined with electronic machine tools, the assembly is made with great care and the parts are carefully tested in order to assure the best guarantee of reliability and a long life. The type of used materials and manufacturing quality make these pumps suitable to work in the worst environment conditions.

- **Brand new motion reverse device completely air operated, without cams**
- **Reduced number of worn parts**
- **Big amount of delivered oil with low air requirement**
- **High operating pressure**
- **Aluminum alloy body pump with electrolytic treatment that ensures very high corrosion strength**
- **High stressed elements in Fe 420 steel**





AIR-OPERATED PUMPS FOR OIL AND SIMILAR Mod.501

COMPRESSION RATIO = 1:1

DELIVERY CAPACITY = 35 l/min



Art. 020-0978-000

Air-operated oil pump Mod.501
ratio=1:1 Delivery capacity 35 l/min
 For wall-fixing or fixed positions.
 With different accessories it allows alternative possibilities of application.
Viton seals

Art. 020-0980-000

Air-operated oil pump Mod.501
ratio=1:1 Delivery capacity 35 l/min
 For standard drums of **50-60 l**
 (shank length 740 mm)
Viton seals

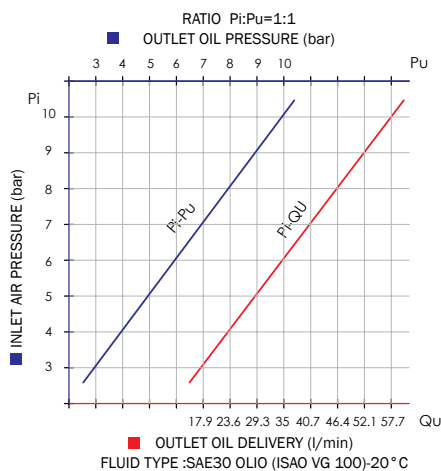
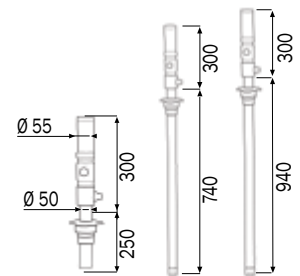
Art. 020-0985-000

Air-operated oil pump Mod.501
ratio=1:1 Delivery capacity 35 l/min
 For standard barrels of **180-220 l**
 (shank length 940 mm)
Viton seals

With threaded ring for drum connection.



020-0978-000	3,600	0,007	1
020-0980-000	5,850	0,013	1
020-0985-000	6,800	0,016	1



TECHNICAL DATA		020-0978-000	020-0980-000	020-0985-000
Compression ratio		1:1	1:1	1:1
Working pressure	bar	6-8	6-8	6-8
Air consumption	l/min	200	200	200
Air inlet connection	BSP	F 1/4" G	F 1/4" G	F 1/4" G
Oil outlet connection	BSP	M 3/4" G	M 3/4" G	M 3/4" G
Oil delivery capacity 6 bar	l/min	35	35	35
Noise	dB	80	80	80
Shank diameter	mm	50	50	50
Shank length	mm	250	740	940
For drums with capacity of	l	-	50-60	180-220

These pumps are advised for the transfer of low viscosity oil (SAE 15/80), similar and antifreeze, for short distances (5 – 10 m). The delivery capacity of a pump varies according to particular applications and combinations: the pressure of air supplied; viscosity and temperature of the fluid; dimensions of delivery hose; dimensions of connections and type of gun which is used. The operating pressure may vary between a minimum of 3 bar and a maximum of 8 bar. To optimize the performance and the time-life of the air-operated pumps advise to use filtered and lubricated air.

AIR-OPERATED PUMPS FOR OIL AND SIMILAR Mod.503

COMPRESSION RATIO = 3:1

DELIVERY CAPACITY = 25 l/min



Art. 020-0988-000

Air-operated oil pump Mod.503

ratio=3:1 Delivery capacity 25 l/min

For wall-fixing or fixed positions.

With different accessories it allows alternative possibilities of application.

Viton seals

Art. 020-0990-000

Air-operated oil pump Mod.503

ratio=3:1 Delivery capacity 25 l/min

For standard drums of 50-60 l

(shank length 740 mm)

Viton seals

Art. 020-0995-000

Air-operated oil pump Mod.503

ratio=3:1 Delivery capacity 25 l/min

For standard barrels of 180-220 l

(shank length 940 mm)

Viton seals

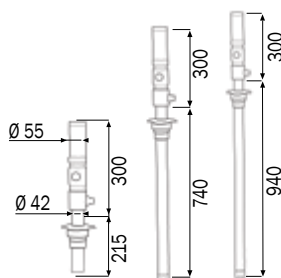
With threaded ring for drum connection.



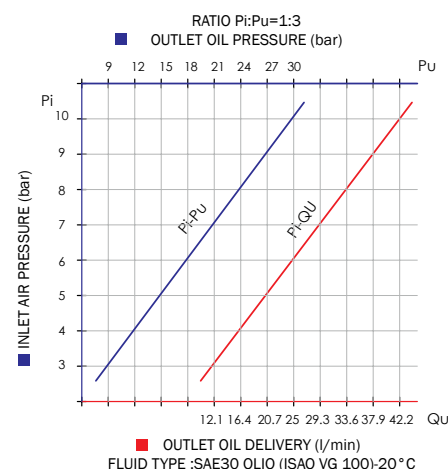
OIL DISTRIBUTION



020-0988-000	3,770	0,007	1
020-0990-000	4,940	0,013	1
020-0995-000	5,350	0,016	1



TECHNICAL DATA		020-0988-000	020-0990-000	020-0995-000
Compression ratio		3:1	3:1	3:1
Working pressure	bar	6-8	6-8	6-8
Air consumption	l/min	200	200	200
Air inlet connection	BSP	F 1/4" G	F 1/4" G	F 1/4" G
Oil outlet connection	BSP	M 1/2" G	M 1/2" G	M 1/2" G
Oil delivery capacity 6 bar	l/min	25	25	25
Noise	dB	80	80	80
Shank diameter	mm	42	42	42
Shank length	mm	215	740	940
For drums with capacity of	l	-	50-60	180-220



These pumps are advised for the transfer of low - medium viscosity oil (SAE 15/130), similar and antifreeze, for short-medium distances (40 - 50 m). The delivery capacity of a pump varies according to particular applications and combinations: the pressure of air supplied; viscosity and temperature of the fluid; dimensions of delivery hose; dimensions of connections and type of gun which is used. The operating pressure may vary between a minimum of 3 bar and a maximum of 8 bar. To optimize the performance and the time-life of the air-operated pumps advise to use filtered and lubricated air.



AIR-OPERATED PUMPS FOR OIL AND SIMILAR Mod.601

COMPRESSION RATIO = 1:1

DELIVERY CAPACITY = 40 l/min

Art. 020-1168-000

Air-operated oil pump Mod.601
ratio=1:1 Delivery capacity 40 l/min

For wall-fixing or fixed positions.

With different accessories it allows alternative possibilities of application.

Polyurethane seals

Art. 020-1170-000

Air-operated oil pump Mod.601
ratio=1:1 Delivery capacity 40 l/min

For standard barrels of 180-220 l

(shank length 940 mm)

Polyurethane seals

Art. 020-1172-000

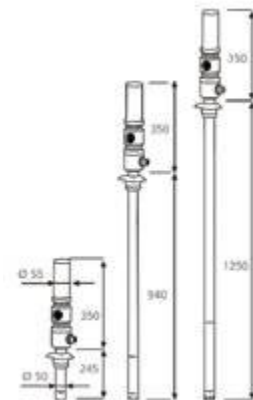
Air-operated oil pump Mod.601
ratio=1:1 Delivery capacity 40 l/min

For standard tanks of 750-1500 l

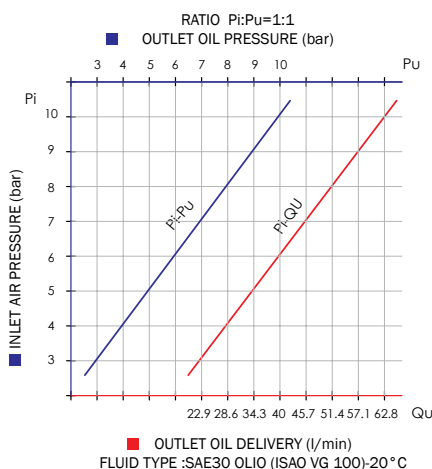
(shank length 1250 mm)

Polyurethane seals

With threaded ring for drum connection.



020-1168-000	5,000	0,007	1
020-1170-000	7,270	0,016	1
020-1172-000	8,220	0,019	1



TECHNICAL DATA	020-1168-000	020-1170-000	020-1172-000
Compression ratio	1:1	1:1	1:1
Working pressure	bar	6-8	6-8
Air consumption	l/min	220	220
Air inlet connection	BSP	F 1/4" G	F 1/4" G
Oil outlet connection	BSP	M 3/4" G	M 3/4" G
Oil delivery capacity 6 bar	l/min	40	40
Noise	dB	80	80
Shank diameter	mm	50	50
Shank length	mm	245	940
For drums with capacity of	l	-	180-220
			750-1500

These pumps are advised for the transfer of low viscosity oil (SAE 15/80), hydraulic oil, similar and antifreeze, for short distances (5 - 10 m). The delivery capacity of a pump varies according to particular applications and combinations: the pressure of air supplied; viscosity and temperature of the fluid; dimensions of delivery hose; dimensions of connections and type of gun which is used. The operating pressure may vary between a minimum of 3 bar and a maximum of 8 bar. To optimize the performance and the time-life of the air-operated pumps advise to use filtered and lubricated air.

AIR-OPERATED OIL PUMPS Mod.603

COMPRESSION RATIO = 3:1

DELIVERY CAPACITY = 30 l/min



Art. 020-1188-000

Double-acting air-operated oil pump Mod.603

ratio=3:1 Delivery capacity 30 l/min

For wall-fixing or fixed positions.

With different accessories it allows alternative possibilities of application.

Polyurethane seals

Art. 020-1190-000

Double-acting air-operated oil pump Mod.603

ratio=3:1 Delivery capacity 30 l/min

For standard drums of 50-60 l

(shank length 740 mm)

Polyurethane seals

Art. 020-1195-000

Double-acting air-operated oil pump Mod.603

ratio=3:1 Delivery capacity 30 l/min

For standard barrels of 180-220 l

(shank length 940 mm)

Polyurethane seals

Art. 020-1196-000

Double-acting air-operated oil pump Mod.603

ratio=3:1 Delivery capacity 30 l/min

For standard tanks of 750-1500 l


(shank length 1250 mm)

Polyurethane seals

With threaded ring for drum connection.

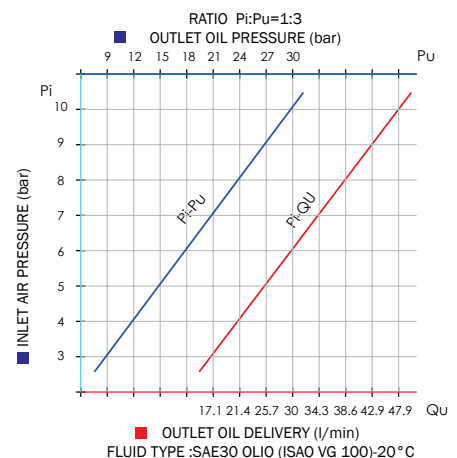


OIL DISTRIBUTION



Art. No.	Weight (kg)	Volume (m ³)	Quantity
020-1188-000	5,570	0,007	1
020-1190-000	6,740	0,013	1
020-1195-000	7,380	0,016	1
020-1196-000	8,460	0,019	1

TECHNICAL DATA		020-1188-000	020-1190-000	020-1195-000	020-1196-000
Compression ratio		3:1	3:1	3:1	3:1
Working pressure	bar	6-8	6-8	6-8	6-8
Air consumption	l/min	220	220	220	220
Air inlet connection	BSP	F 1/4" G	F 1/4" G	F 1/4" G	F 1/4" G
Oil outlet connection	BSP	M 1/2" G	M 1/2" G	M 1/2" G	M 1/2" G
Oil delivery capacity 6 bar	l/min	30	30	30	30
Noise	dB	80	80	80	80
Shank diameter	mm	42	42	42	42
Shank length	mm	215	740	940	1250
For drums with capacity of	l	-	50-60	180-220	750-1500



These pumps are advised for the transfer of low - medium viscosity oil (SAE 15/130), and anti-freeze, for short-medium distances (40 - 50 m). The delivery capacity of a pump varies according to particular applications and combinations: the pressure of air supplied; viscosity and temperature of the fluid; dimensions of delivery hose; dimensions of connections and type of gun which is used. The operating pressure may vary between a minimum of 3 bar and a maximum of 8 bar. The double-acting guarantee the delivery of a continuous and constant flow, suitable for installations on distribution facilities. To optimize the performance and the time-life of the air-operated pumps advise to use filtered and lubricated air.



AIR-OPERATED OIL PUMPS Mod.605

COMPRESSION RATIO = 5:1

DELIVERY CAPACITY = 28 l/min



Art. 020-1198-000

Double-acting air-operated oil pump Mod.605
ratio=5:1 Delivery capacity 28 l/min

For wall-fixing or fixed positions.

With different accessories it allows alternative possibilities of application.

Polyurethane seals

Art. 020-1200-000

Double-acting air-operated oil pump Mod.605
ratio=5:1 Delivery capacity 28 l/min

For standard drums of 50-60 l
(shank length 740 mm)

Polyurethane seals

Art. 020-1205-000

Double-acting air-operated oil pump Mod.605
ratio=5:1 Delivery capacity 28 l/min

For standard barrels of 180-220 l
(shank length 940 mm)

Polyurethane seals

Art. 020-1206-000

Double-acting air-operated oil pump Mod.605
ratio=5:1 Delivery capacity 28 l/min

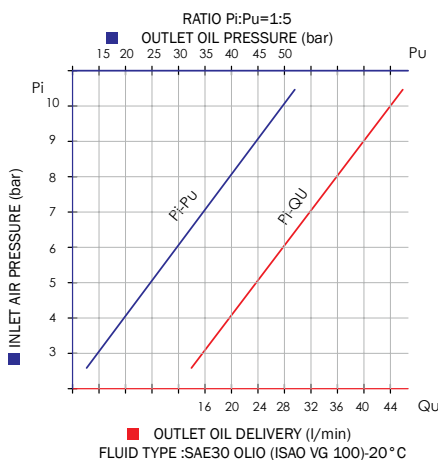
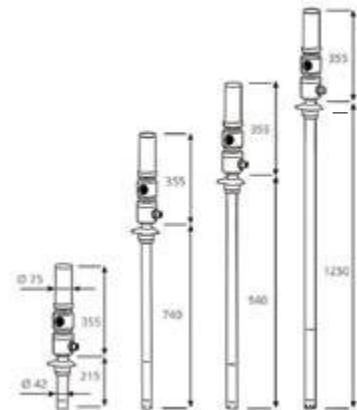
For standard tanks of 750-1500 l
(shank length 1250 mm)

Polyurethane seals

With threaded ring for drum connection.



Art.	Weight (Kg)	Volume (m ³)	Air consumption (l/min)
020-1198-000	5,860	0,007	1
020-1200-000	7,100	0,013	1
020-1205-000	7,710	0,016	1
020-1206-000	9,000	0,019	1



TECHNICAL DATA	020-1198-000	020-1200-000	020-1205-000	020-1206-000	
Compression ratio	5:1	5:1	5:1	5:1	
Working pressure	bar	6-8	6-8	6-8	
Air consumption	l/min	250	250	250	
Air inlet connection	BSP	F 1/4" G	F 1/4" G	F 1/4" G	
Oil outlet connection	BSP	M 1/2" G	M 1/2" G	M 1/2" G	
Oil delivery capacity 6 bar	l/min	28	28	28	
Noise	dB	80	80	80	
Shank diameter	mm	42	42	42	
Shank length	mm	215	740	940	1250
For drums with capacity of	l	-	50-60	180-220	750-1500

These pumps are advised for the transfer of medium-high viscosity oil (SAE 15/240), and anti-freeze, for medium-long distances (150 - 240 m). The delivery capacity of a pump varies according to particular applications and combinations: the pressure of air supplied; viscosity and temperature of the fluid; dimensions of delivery hose; dimensions of connections and type of gun which is used. The operating pressure may vary between a minimum of 3 bar and a maximum of 8 bar. The double-acting guarantee the delivery of a continuous and constant flow, suitable for installations on distribution facilities. To optimize the performance and the time-life of the air-operated pumps advise to use filtered and lubricated air.

AIR-OPERATED OIL PUMPS Mod.608

COMPRESSION RATIO = 8:1

DELIVERY CAPACITY = 20 l/min



Art. 020-1207-000

Double-acting air-operated oil pump Mod.608

ratio=8:1 Delivery capacity 20 l/min

For wall-fixing or fixed positions.

With different accessories it allows alternative possibilities of application.

Polyurethane seals

Art. 020-1208-000

Double-acting air-operated oil pump Mod.608

ratio=8:1 Delivery capacity 20 l/min

For standard drums of 50-60 l

(shank length 740 mm)

Polyurethane seals

Art. 020-1210-000

Double-acting air-operated oil pump Mod.608

ratio=8:1 Delivery capacity 20 l/min

For standard barrels of 180-220 l

(shank length 940 mm)

Polyurethane seals

Art. 020-1211-000

Double-acting air-operated oil pump Mod.608

ratio=8:1 Delivery capacity 20 l/min

For standard tanks of 750-1500 l

(shank length 1250 mm)

Polyurethane seals

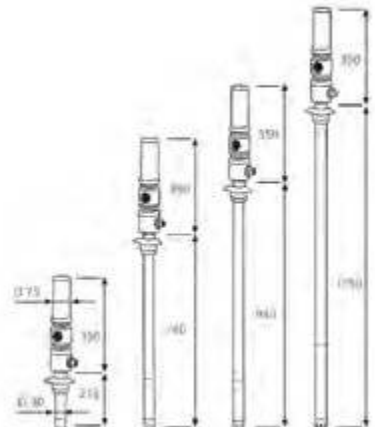
With threaded ring for drum connection.



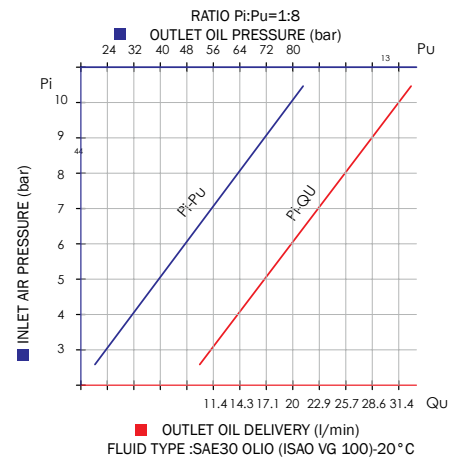
OIL DISTRIBUTION



Model	Weight (Kg)	Volume (m³)	Boxes
020-1207-000	4,850	0,007	1
020-1208-000	6,200	0,013	1
020-1210-000	6,670	0,016	1
020-1211-000	7,500	0,019	1



TECHNICAL DATA		020-1207-000	020-1208-000	020-1210-000	020-1211-000
Compression ratio		8:1	8:1	8:1	8:1
Working pressure	bar	6-8	6-8	6-8	6-8
Air consumption	l/min	220	220	220	220
Air inlet connection	BSP	F 1/4" G	F 1/4" G	F 1/4" G	F 1/4" G
Oil outlet connection	BSP	M 1/2" G	M 1/2" G	M 1/2" G	M 1/2" G
Oil delivery capacity 6 bar	l/min	20	20	20	20
Noise	dB	80	80	80	80
Shank diameter	mm	30	30	30	30
Shank length	mm	215	740	940	1250
For drums with capacity of	l	-	50-60	180-220	750-1500



These pumps are advised for the transfer of high viscosity oil (SAE 15/280), for medium-long distances (150 - 200 m). The delivery capacity of a pump varies according to particular applications and combinations: the pressure of air supplied; viscosity and temperature of the fluid; dimensions of delivery hose; dimensions of connections and type of gun which is used. The operating pressure may vary between a minimum of 3 bar and a maximum of 8 bar. The double-acting guarantee the delivery of a continuous and constant flow, suitable for installations on distribution facilities. To optimize the performance and the time-life of the air-operated pumps advise to use filtered and lubricated air.



AIR-OPERATED OIL PUMPS HIGH DELIVERY Mod.803

COMPRESSION RATIO = 3:1

DELIVERY CAPACITY = 40 l/min



Art. 020-1176-000

Double-acting air-operated oil pump HIGH-DELIVERY Mod.803 ratio=3:1 Delivery capacity 40 l/min

For wall-fixing or fixed positions.

With different accessories it allows alternative possibilities of application.

Polyurethane seals

Art. 020-1178-000

Double-acting air-operated oil pump HIGH-DELIVERY Mod.803 ratio=3:1 Delivery capacity 40 l/min

For standard barrels of 180-220 l (shank length 940 mm)

Polyurethane seals

Art. 020-1179-000

Double-acting air-operated oil pump HIGH-DELIVERY Mod.803 ratio=3:1 Delivery capacity 40 l/min

For standard tanks of 750-1500 l (shank length 1250 mm)

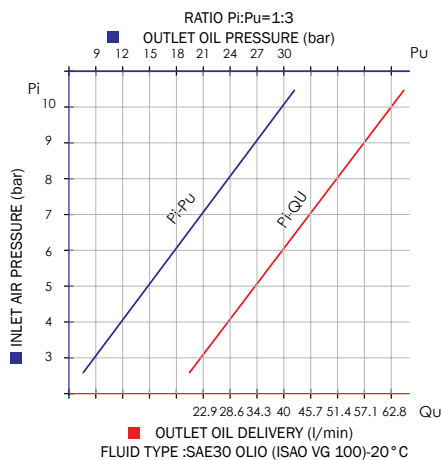
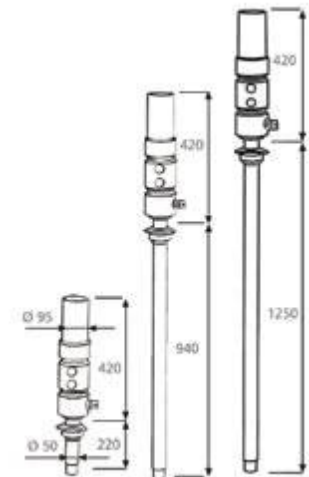
Polyurethane seals

With threaded ring for drum connection.

Suitable for oil distribution facilities in workshop for industrial vehicles in which is request a high delivery with more dispensing points.



Art. No.	Working Pressure (bar)	Air Consumption (l/min)	Volume (m³)	Weight (Kg)
020-1176-000	10,100	0,011	1	
020-1178-000	12,100	0,023	1	
020-1179-000	13,150	0,028	1	



TECHNICAL DATA	020-1176-000	020-1178-000	020-1179-000
Compression ratio	3:1	3:1	3:1
Working pressure	bar	6-8	6-8
Air consumption	l/min	340	340
Air inlet connection	BSP	F 3/8" G	F 3/8" G
Oil outlet connection	BSP	M 3/4" G	M 3/4" G
Oil delivery capacity 6 bar	l/min	40	40
Noise	dB	80	80
Shank diameter	mm	50	50
Shank length	mm	220	940
For drums with capacity of	l	-	180-220
			750-1500

These pumps are advised for the transfer of low-medium viscosity oil (SAE 15/130), and anti-freeze, for short-medium distances (40 - 50 m). The delivery capacity of a pump varies according to particular applications and combinations: the pressure of air supplied; viscosity and temperature of the fluid; dimensions of delivery hose; dimensions of connections and type of gun which is used. The operating pressure may vary between a minimum of 3 bar and a maximum of 8 bar. The double-acting guarantee the delivery of a continuous and constant flow, suitable for installations on distribution facilities. To optimize the performance and the time-life of the air-operated pumps advise to use filtered and lubricated air.

AIR-OPERATED OIL PUMPS HIGH DELIVERY Mod.805



COMPRESSION RATIO = 5:1

DELIVERY CAPACITY = 35 l/min

Art. 020-1180-000

Double-acting air-operated oil pump HIGH-DELIVERY Mod.805
ratio=5:1 Delivery capacity 35 l/min

For wall-fixing or fixed positions.

With different accessories it allows alternative possibilities of application.

Polyurethane seals

Art. 020-1182-000

Double-acting air-operated oil pump HIGH-DELIVERY Mod.805
ratio=5:1 Delivery capacity 35 l/min

For standard barrels of 180-220 l

(shank length 940 mm)

Polyurethane seals

Art. 020-1183-000

Double-acting air-operated oil pump HIGH-DELIVERY Mod.805
ratio=5:1 Delivery capacity 35 l/min

For standard tanks of 750-1500 l

(shank length 1250 mm)

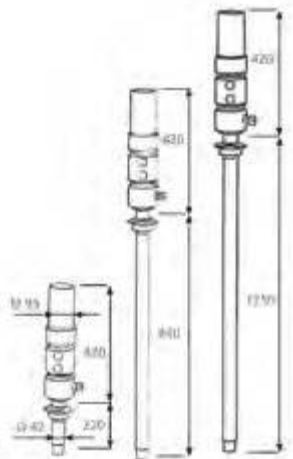
Polyurethane seals

With threaded ring for drum connection.

Suitable for oil distribution facilities in workshop for industrial vehicles in which is request a high delivery with more dispensing points.

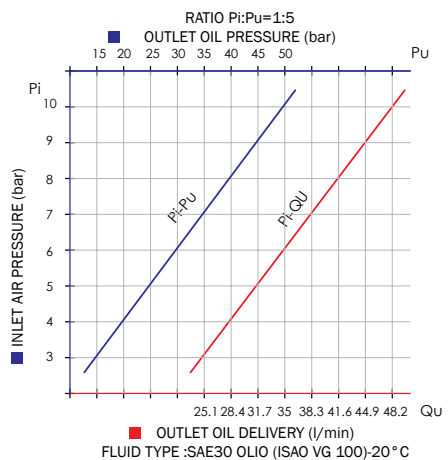


OIL DISTRIBUTION



Art. No.	Weight (Kg)	Volume (m ³)	Box Qty
020-1180-000	10,100	0,011	1
020-1182-000	12,150	0,023	1
020-1183-000	13,200	0,028	1

TECHNICAL DATA		020-1180-000	020-1182-000	020-1183-000
Compression ratio		5:1	5:1	5:1
Working pressure	bar	6-8	6-8	6-8
Air consumption	l/min	385	385	385
Air inlet connection	BSP	F 3/8" G	F 3/8" G	F 3/8" G
Oil outlet connection	BSP	M 3/4" G	M 3/4" G	M 3/4" G
Oil delivery capacity 6 bar	l/min	35	35	35
Noise	dB	80	80	80
Shank diameter	mm	42	42	42
Shank length	mm	220	940	1250
For drums with capacity of	l	-	180-220	750-1500



These pumps are advised for the transfer of medium-high viscosity oil (SAE 15/240) and anti-freeze, for medium-long distances (150 - 200 m). The delivery capacity of a pump varies according to particular applications and combinations: the pressure of air supplied; viscosity and temperature of the fluid; dimensions of delivery hose; dimensions of connections and type of gun which is used. The operating pressure may vary between a minimum of 3 bar and a maximum of 8 bar. The double-acting guarantee the delivery of a continuous and constant flow, suitable for installations on distribution facilities. To optimize the performance and the time-life of the air-operated pumps advise to use filtered and lubricated air.



The new air-operated industrial pumps, **patented**, fully designed and manufactured by MECLUBE, shows operating features that grant high efficiency in the delivery and also in the high pressure of application. The manufactured quality, the kind of used material and the treatments of temper and grinding permit to reduce the wear on time and these pumps are suitable to work in the more several environmental conditions.

- **Brand new motion reverse device completely air operated, without cams and springs**
- **Reduced number of worn parts**
- **Big amount of delivered oil with low air requirement**
- **High operating pressure**
- **Alluminium alloy body pump with electrolytic and chromed treatment that ensures very high corrosion strength**
- **High stressed elements in Fe 420 steel**

AIR-OPERATED INDUSTRIAL PUMPS FLANGED

Air-operated engine body and shank group set up a unique body. On the basis of the engine will be apply a bracket with handles that help the movement and the fixing in other applications.

INDUSTRIAL BREAK PUMPS

Air-operated engine body and shank group are separately, in this way the fluid doesn't go in contact directly with the engine body. Suitable for the transfer of oil and industrial and chemical fluids with aggressive characteristics. Grant high performance as delivery (l/min) and also as pressure in the using of application.

AIR-OPERATED INDUSTRIAL PUMPS FOR OIL AND SIMILAR

Mod. 905 FLANGED

COMPRESSION RATIO = 5:1

DELIVERY CAPACITY = 45 l/min



Art. 021-0905-000

Double-acting air-operated industrial oil pump ratio=5:1

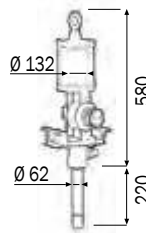
Mod. 905 flanged

For wall-fixing or fixed positions.

Polyurethane seals

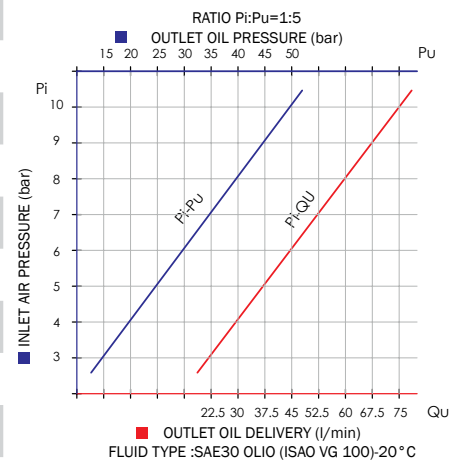


OIL DISTRIBUTION



021-0905-000 15,000 0,040 1

TECHNICAL DATA		021-0905-000
Compression ratio		5:1
Working pressure	bar	6-8
Air consumption at 8 bar	m ³ /min	1,75
Air inlet connection	BSP	F 1/2" G
Fluid outlet connection	BSP	M 3/4" G
Fluid delivery cap. at 6 bar	l/min	45
Noise	dB	80
Shank diameter	mm	62
Shank length	mm	Modular F 1"
For drums	l	-



These pumps are advised for the transfer of low-high viscosity oil and similar for medium-long distances. The delivery capacity of a pump varies according to particular applications and combinations. The operating pressure may vary between a minimum of 3 bar and a maximum of 8 bar.

The double-acting guarantee the delivery of a continuous and constant flow, suitable for installations on distribution facilities. To optimize the performance and the time-life of the air-operated pumps advise to use filtered and lubricated air.



AIR-OPERATED INDUSTRIAL PUMPS FOR OIL AND SIMILAR Mod. 908 FLANGED

COMPRESSION RATIO = 8:1

DELIVERY CAPACITY = 35 l/min



Art. 021-0908-000

Double-acting air-operated industrial oil pump ratio=8:1
Mod. 908 flanged
For wall-fixing or fixed positions.
Polyurethane seals

Art. 021-0908-094

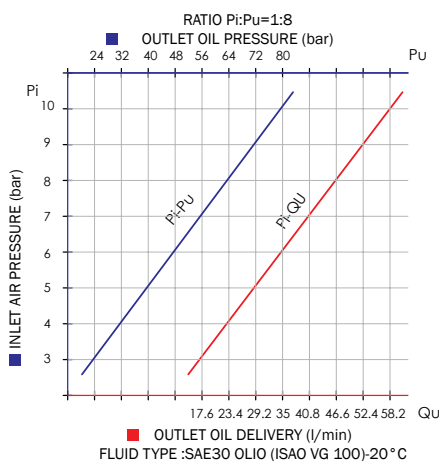
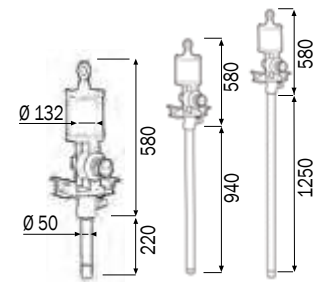
Double-acting air-operated industrial oil pump ratio=8:1
Mod. 908 flanged
For barrels of 180-220 l
Polyurethane seals

Art. 021-0908-125

Double-acting air-operated industrial oil pump ratio=8:1
Mod. 908 flanged
For tanks of 750-1500 l
Polyurethane seals



Art. No.	Weight (Kg)	Volume (m³)	Capacity (l/min)
021-0908-000	14,000	0,040	1
021-0908-094	16,000	0,070	1
021-0908-125	17,000	0,090	1



TECHNICAL DATA	021-0908-000	021-0908-094	021-0908-125
Compression ratio	8:1	8:1	8:1
Working pressure	bar 6-8	bar 6-8	bar 6-8
Air consumption at 8 bar	m³/min 1,75	m³/min 1,75	m³/min 1,75
Air inlet connection	BSP F 1/2" G	BSP F 1/2" G	BSP F 1/2" G
Fluid outlet connection	BSP M 3/4" G	BSP M 3/4" G	BSP M 3/4" G
Fluid delivery cap. at 6 bar	l/min 35	l/min 35	l/min 35
Noise	dB 80	dB 80	dB 80
Shank diameter	mm 50	mm 50	mm 50
Shank length	mm Modular F 1"	mm 940	mm 1250
For drums	l -	l 180-220	l 750-1500

These pumps are advised for the transfer of low-high viscosity oil and similar for medium-long distances. The delivery capacity of a pump varies according to particular applications and combinations. The operating pressure may vary between a minimum of 3 bar and a maximum of 8 bar. The double-acting guarantee the delivery of a continuous and constant flow, suitable for installations on distribution facilities. To optimize the performance and the time-life of the air-operated pumps advise to use filtered and lubricated air.

AIR-OPERATED INDUSTRIAL PUMPS FOR OIL AND SIMILAR

Mod. 1210 FLANGED

COMPRESSION RATIO = 10:1

DELIVERY CAPACITY = 45 l/min



Art. 021-1210-000

Double-acting air-operated industrial oil pump ratio=10:1

Mod. 1210 flanged

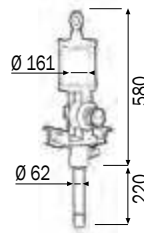
For wall-fixing or fixed positions.

Polyurethane seals



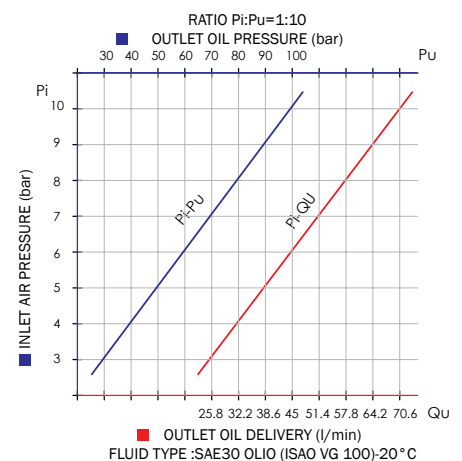
021-1210-000

OIL DISTRIBUTION



021-1210-000 16,000 0,040 1

TECHNICAL DATA		021-1210-000
Compression ratio		10:1
Working pressure	bar	6-8
Air consumption at 8 bar	m ³ /min	2,90
Air inlet connection	BSP	F 1/2" G
Fluid outlet connection	BSP	M 3/4" G
Fluid delivery cap. at 6 bar	l/min	45
Noise	dB	80
Shank diameter	mm	62
Shank length	mm	Modular F 1"
For drums	l	-



These pumps are advised for the transfer of low-high viscosity oil and similar for medium-long distances. The delivery capacity of a pump varies according to particular applications and combinations. The operating pressure may vary between a minimum of 3 bar and a maximum of 8 bar. The double-acting guarantee the delivery of a continuous and constant flow, suitable for installations on distribution facilities. To optimize the performance and the time-life of the air-operated pumps advise to use filtered and lubricated air.



AIR-OPERATED INDUSTRIAL PUMPS FOR OIL AND SIMILAR Mod. 912 FLANGED

COMPRESSION RATIO = 12:1 DELIVERY CAPACITY = 30 l/min



Art. 021-0912-000

Double-acting air-operated industrial oil pump ratio=12:1
Mod. 912 flanged
For wall-fixing or fixed positions.
Polyurethane seals

Art. 021-0912-094

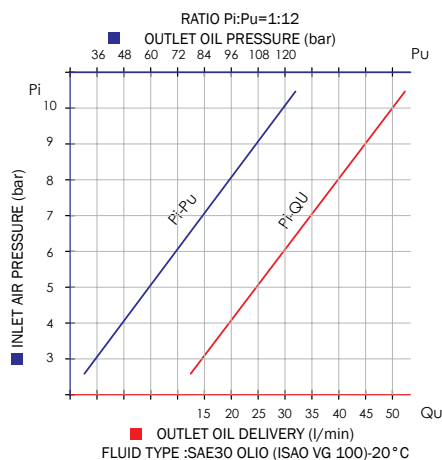
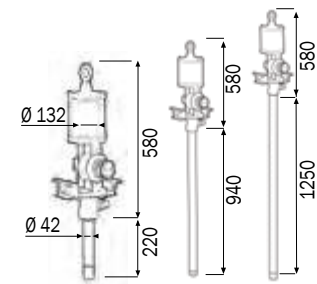
Double-acting air-operated industrial oil pump ratio=12:1
Mod. 912 flanged
For barrels of 180-220 l
Polyurethane seals

Art. 021-0912-125

Double-acting air-operated industrial oil pump ratio=12:1
Mod. 912 flanged
For tanks of 750-1500 l
Polyurethane seals



Art. No.	Weight (Kg)	Volume (m³)	Flow (l/min)
021-0912-000	13,500	0,040	1
021-0912-094	15,500	0,070	1
021-0912-125	16,500	0,090	1



TECHNICAL DATA	021-0912-000	021-0912-094	021-0912-125
Compression ratio	12:1	12:1	12:1
Working pressure	bar 6-8	6-8	6-8
Air consumption at 8 bar	m³/min 1,75	1,75	1,75
Air inlet connection	BSP F 1/2" G	F 1/2" G	F 1/2" G
Fluid outlet connection	BSP M 3/4" G	M 3/4" G	M 3/4" G
Fluid delivery cap. at 6 bar	l/min 30	30	30
Noise	dB 80	80	80
Shank diameter	mm 42	42	42
Shank length	mm Modular F 1"	940	1250
For drums	l -	180-220	750-1500

These pumps are advised for the transfer of low-high viscosity oil and similar for medium-long distances. Suitable for the transfer of medium-high viscosity grease. The delivery capacity of a pump varies according to particular applications and combinations. The operating pressure may vary between a minimum of 3 bar and a maximum of 8 bar. The double-acting guarantee the delivery of a continuous and constant flow, suitable for installations on distribution facilities. To optimize the performance and the time-life of the air-operated pumps advise to use filtered and lubricated air.

AIR-OPERATED INDUSTRIAL PUMPS FOR OIL AND SIMILAR

Mod. 1214 FLANGED

COMPRESSION RATIO = 14:1 DELIVERY CAPACITY = 30 l/min



Art. 021-1214-000

Double-acting air-operated industrial oil pump ratio=14:1

Mod. 1214 flanged

For wall-fixing or fixed positions.

Polyurethane seals

Art. 021-1214-094

Double-acting air-operated industrial oil pump ratio=14:1

Mod. 1214 flanged

For barrels of 180-220 l

Polyurethane seals

Art. 021-1214-125

Double-acting air-operated industrial oil pump ratio=14:1

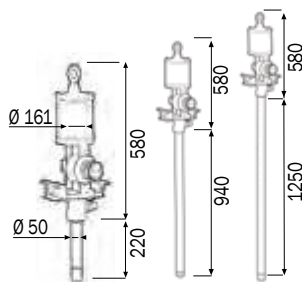
Mod. 1214 flanged

For tanks of 750-1500 l

Polyurethane seals

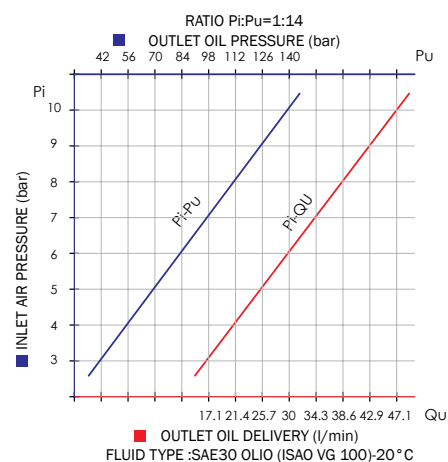


OIL DISTRIBUTION



021-1214-000	15,000	0,040	1
021-1214-094	17,000	0,070	1
021-1214-125	18,000	0,090	1

TECHNICAL DATA		021-1214-000	021-1214-094	021-1214-125
Compression ratio		14:1	14:1	14:1
Working pressure	bar	6-8	6-8	6-8
Air consumption at 8 bar	m³/min	2,90	2,90	2,90
Air inlet connection	BSP	F 1/2" G	F 1/2" G	F 1/2" G
Fluid outlet connection	BSP	M 3/4" G	M 3/4" G	M 3/4" G
Fluid delivery cap. at 6 bar	l/min	30	30	30
Noise	dB	80	80	80
Shank diameter	mm	50	50	50
Shank length	mm	Modular F 1"	940	1250
For drums	l	-	180-220	750-1500



These pumps are advised for the transfer of low-high viscosity oil and similar for medium-long distances. The delivery capacity of a pump varies according to particular applications and combinations. The operating pressure may vary between a minimum of 3 bar and a maximum of 8 bar. The double-acting guarantee the delivery of a continuous and constant flow, suitable for installations on distribution facilities. To optimize the performance and the time-life of the air-operated pumps advise to use filtered and lubricated air.



AIR-OPERATED INDUSTRIAL PUMPS FOR OIL AND SIMILAR Mod. 1220 FLANGED

COMPRESSION RATIO = 20:1

DELIVERY CAPACITY = 24 l/min



Art. 021-1220-000

Double-acting air-operated industrial oil pump ratio=20:1
Mod. 1220 flanged
For wall-fixing or fixed positions.
Polyurethane seals

Art. 021-1220-094

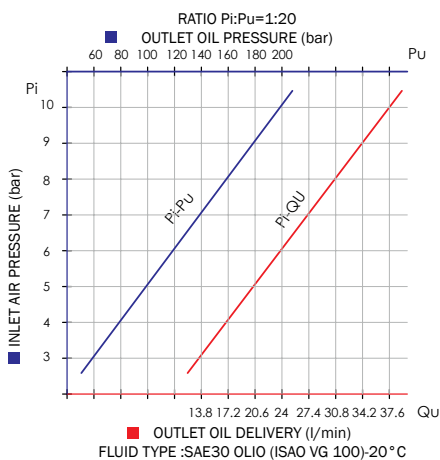
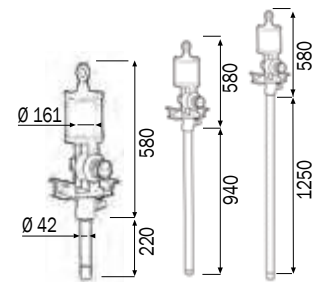
Double-acting air-operated industrial oil pump ratio=20:1
Mod. 1220 flanged
For barrels of 180-220 l
Polyurethane seals

Art. 021-1220-125

Double-acting air-operated industrial oil pump ratio=20:1
Mod. 1220 flanged
For tanks of 750-1500 l
Polyurethane seals



Art.	Weight (Kg)	Volume (m³)	Icon
021-1220-000	14,000	0,040	1
021-1220-094	16,000	0,070	1
021-1220-125	17,000	0,090	1



TECHNICAL DATA	021-1220-000	021-1220-094	021-1220-125
Compression ratio	20:1	20:1	20:1
Working pressure	bar 6-8	bar 6-8	bar 6-8
Air consumption at 8 bar	m ³ /min 2,90	m ³ /min 2,90	m ³ /min 2,90
Air inlet connection	BSP F 1/2" G	BSP F 1/2" G	BSP F 1/2" G
Fluid outlet connection	BSP M 3/4" G	BSP M 3/4" G	BSP M 3/4" G
Fluid delivery cap. at 6 bar	l/min 24	l/min 24	l/min 24
Noise	dB 80	dB 80	dB 80
Shank diameter	mm 42	mm 42	mm 42
Shank length	mm Modular F 1"	mm 940	mm 1250
For drums	l -	l 180-220	l 750-1500

These pumps are advised for the transfer of low-high viscosity oil and similar for medium-long distances. Suitable for the transfer of medium-high viscosity grease. The delivery capacity of a pump varies according to particular applications and combinations. The operating pressure may vary between a minimum of 3 bar and a maximum of 8 bar. The double-acting guarantee the delivery of a continuous and constant flow, suitable for installations on distribution facilities. To optimize the performance and the time-life of the air-operated pumps advise to use filtered and lubricated air.

AIR-OPERATED INDUSTRIAL BREAK PUMPS FOR OIL AND CHEMICAL PRODUCTS



Art. 021-0905-DT0

Double-acting air-operated industrial pump for oil and chemical products ratio=5:1

Delivery capacity 45 l/min

Mod. 905D break

For wall-fixing or fixed positions.

Teflon seals

Art. 021-0908-DT0

Double-acting air-operated industrial pump for oil and chemical products ratio=8:1

Delivery capacity 35 l/min

Mod. 908D break

For wall-fixing or fixed positions.

Teflon seals

Art. 021-0912-DT0

Double-acting air-operated industrial pump for oil and chemical products ratio=12:1

Delivery capacity 30 l/min

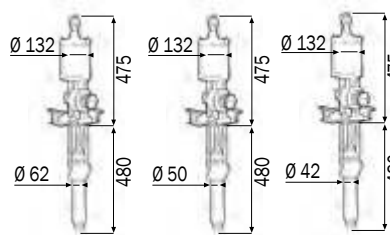
Mod. 912D break

For wall-fixing or fixed positions.

Teflon seals

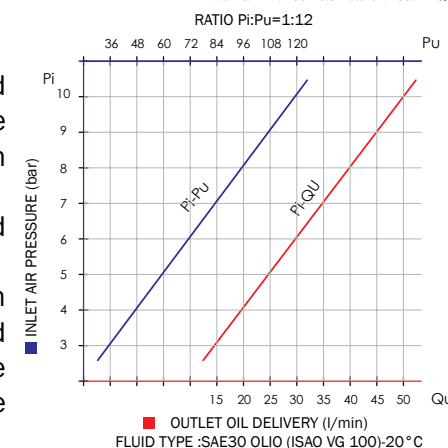
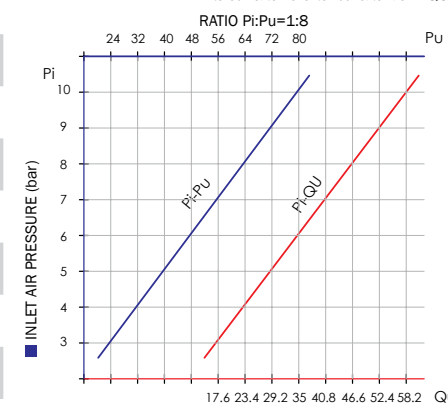
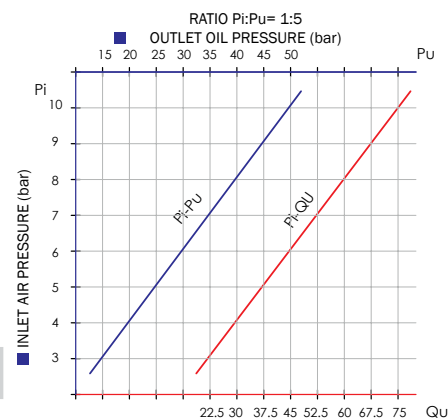


OIL DISTRIBUTION



021-0905-DT0	17,000	0,045	1
021-0908-DT0	16,000	0,045	1
021-0912-DT0	15,500	0,045	1

TECHNICAL DATA		021-0905-DT0	021-0908-DT0	021-0912-DT0
Compression ratio		5:1	8:1	12:1
Working pressure	bar	6-8	6-8	6-8
Air consumption at 8 bar	m ³ /min	1,75	1,75	1,75
Air inlet connection	BSP	F 1/2" G	F 1/2" G	F 1/2" G
Fluid outlet connection	BSP	M 3/4" G	M 3/4" G	M 3/4" G
Fluid delivery cap. at 6 bar	l/min	45	35	30
Noise	dB	80	80	80
Shank diameter	mm	62	50	42
Shank length	mm	Modular F 1"	Modular F 1"	Modular F 1"



Automatic engine body and shank kit are divided in order to avoid that the fluid enter directly in contact with device body. These pumps are advised for the transfer of oil and industrial fluids for medium-long distances, guarantee high performance as per delivery capacity (l/min) and also for working pressure. The delivery capacity of a pump varies according to particular applications and combinations.

The operating pressure may vary between a minimum of 3 bar and a maximum of 8 bar. The double-acting guarantee the delivery of a continuous and constant flow, suitable for installations on distribution facilities. To optimize the performance and the time-life of the air-operated pumps advise to use filtered and lubricated air.



AIR-OPERATED INDUSTRIAL BREAK PUMPS FOR OIL AND CHEMICAL PRODUCTS



Art. 021-1210-DT0

Double-acting air-operated industrial pump for oil and chemical products ratio=10:1

Delivery capacity 45 l/min

Mod. 1208D break

For wall-fixing or fixed positions.

Teflon seals

Art. 021-1214-DT0

Double-acting air-operated industrial pump for oil and chemical products ratio=14:1

Delivery capacity 30 l/min

Mod. 1214D break

For wall-fixing or fixed positions.

Teflon seals

Art. 021-1220-DT0

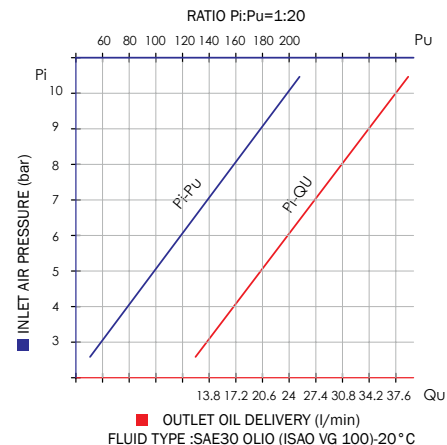
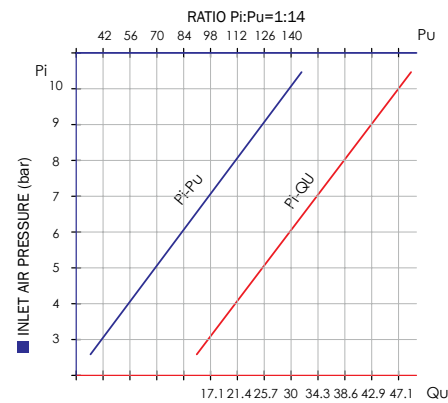
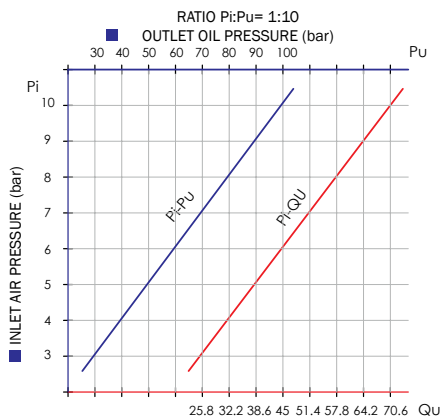
Double-acting air-operated industrial pump for oil and chemical products ratio=20:1

Delivery capacity 24 l/min

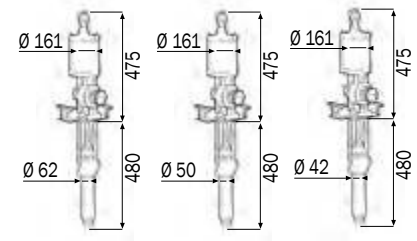
Mod. 1220D break

For wall-fixing or fixed positions.

Teflon seals



021-1210-DT0	18,000	0,045	1
021-1214-DT0	17,000	0,045	1
021-1220-DT0	16,500	0,045	1



TECHNICAL DATA	021-1210-DT0	021-1214-DT0	021-1220-DT0
Compression ratio	10:1	14:1	20:1
Working pressure	bar	6-8	6-8
Air consumption at 8 bar	m ³ /min	2,90	2,90
Air inlet connection	BSP	F 1/2" G	F 1/2" G
Fluid outlet connection	BSP	M 3/4" G	M 3/4" G
Fluid delivery cap. at 6 bar	l/min	45	30
Noise	dB	80	80
Shank diameter	mm	62	50
Shank length	mm	Modular F 1"	Modular F 1"

Automatic engine body and shank kit are divided in order to avoid that the fluid enter directly in contact with device body. These pumps are advised for the transfer of low-high viscosity oil and similar for medium-long distances, suitable for the transfer of industrial and chemical fluids. The delivery capacity of a pump varies according to particular applications and combinations. The operating pressure may vary between a minimum of 3 bar and a maximum of 8 bar. The double-acting guarantee the delivery of a continuous and constant flow, suitable for installations on distribution facilities. To optimize the performance and the time-life of the air-operated pumps advise to use filtered and lubricated air.

AIR-OPERATED INDUSTRIAL BREAK PUMPS FOR OIL AND CHEMICAL PRODUCTS Mod.902D HIGH DELIVERY BREAK

COMPRESSION RATIO = 2:1 DELIVERY CAPACITY = 95 l/min



Art. 021-0902-DP0

Double-acting air-operated industrial pump for oil, lubricants and similar HIGH DELIVERY ratio=2:1 Delivery capacity 95 l/min

Mod. 0902D break

For wall-fixing or fixed positions.

Polyurethane seals

Art. 021-0902-DV0

Double-acting air-operated industrial pump for industrial and chemical fluids HIGH DELIVERY ratio=2:1 Delivery capacity 95 l/min

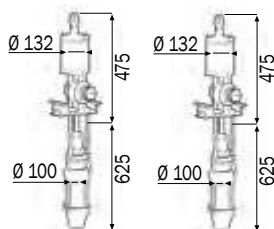
Mod. 0902D break

For wall-fixing or fixed positions.

Viton seals

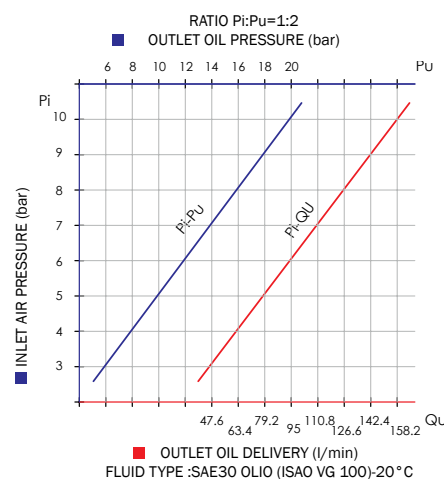


OIL DISTRIBUTION



021-0902-DP0	47,000	0,050	1
021-0902-DV0	47,000	0,050	1

TECHNICAL DATA		021-0902-DP0	021-0902-DV0
Compression ratio		2:1	2:1
Working pressure	bar	6-8	6-8
Air consumption at 8 bar	m ³ /min	1,75	1,75
Air inlet connection	BSP	F 1,1/2" G	F 1,1/2" G
Fluid outlet connection	BSP	F 1,1/2" G	F 1,1/2" G
Fluid delivery cap. at 6 bar	l/min	95	95
Noise	dB	80	80
Shank diameter	mm	100	100
Shank length	mm	Modular F 2"	Modular F 2"



Automatic engine body and shank kit are divided in order to avoid that the fluid enter directly in contact with device body.

These pumps are advised for the transfer of low-high viscosity oil and similar for medium-long distances, guarantee high performance as per delivery capacity (l/min) and also for working pressure, suitable for transfer of industrial and chemical fluids. The delivery capacity of a pump varies according to particular applications and combinations.


The operating pressure may vary between a minimum of 3 bar and a maximum of 8 bar.

To optimize the performance and the time-life of the air-operated pumps advise to use filtered and lubricated air.



AIR-OPERATED INDUSTRIAL PUMPS FOR OIL AND CHEMICAL PRODUCTS Mod.1203D HIGH DELIVERY BREAK

COMPRESSION RATIO = 3:1 DELIVERY CAPACITY = 100 l/min



Art. 021-1203-DP0

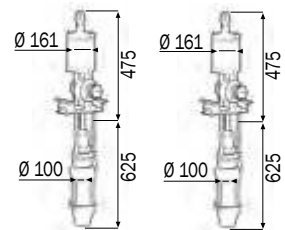
Double-acting air-operated industrial pump for oil, lubricants and similar HIGH DELIVERY ratio=3:1 Delivery capacity 100 l/min Mod. 1203D break

For wall-fixing or fixed positions.
Polyurethane seals

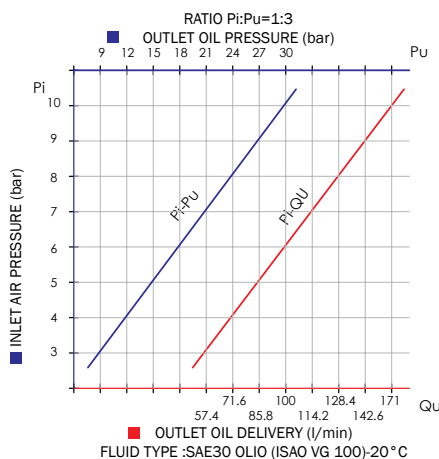
Art. 021-1203-DV0

Double-acting air-operated industrial pump for industrial and chemical fluids HIGH DELIVERY ratio=3:1 Delivery capacity 100 l/min Mod. 1203D break

For wall-fixing or fixed positions.
Viton seals



021-1203-DP0	48,000	0,050	1
021-1203-DV0	48,000	0,050	1



TECHNICAL DATA	021-1203-DP0	021-1203-DV0
Compression ratio	3:1	3:1
Working pressure	bar	6-8
Air consumption at 8 bar	m ³ /min	2,90
Air inlet connection	BSP	F 1/2" G
Fluid outlet connection	BSP	F 1,1/2" G
Fluid delivery cap. at 6 bar	l/min	100
Noise	dB	80
Shank diameter	mm	100
Shank length	mm	Modular F 2"

Automatic engine body and shank kit are divided in order to avoid that the fluid enter directly in contact with device body.

These pumps are advised for the transfer of low-high viscosity of and similar for medium-long distances, guarantee high performance as per delivery capacity (l/min) and also for working pressure. The delivery capacity of a pump varies according to particular applications and combinations.

The operating pressure may vary between a minimum of 3 bar and a maximum of 8 bar.

To optimize the performance and the time-life of the air-operated pumps advise to use filtered and lubricated air.

FRAME LIFTER-PRESS TO FIT PUMPS FOR LUBRICANTS AND SIMILAR



Art. 012-1200-030

Frame lifter and press equipped with follower plate for pumps with shank \varnothing 30 mm

Art. 012-1200-042

Frame lifter and press equipped with follower plate for pumps with shank \varnothing 42 mm

Art. 012-1200-050

Frame lifter and press equipped with follower plate for pumps with shank \varnothing 50 mm

Art. 012-1200-200

Frame lifter and press equipped with follower plate for pumps with shank F2" G



012-1200-045



Maximum height	Minimum height	Maximum pressure	Pushing power	For barrels	Viscosity
2802 mm	1802 mm	8 bar	4 bar - 450 kg 6 bar - 650 kg 8 bar - 870 kg	180 - 220 kg	200 - 500 ASTM (25 °C)

012-1200-030	210,000	1,86	1
012-1200-042	210,000	1,86	1
012-1200-050	210,000	1,86	1
012-1200-200	210,000	1,86	1

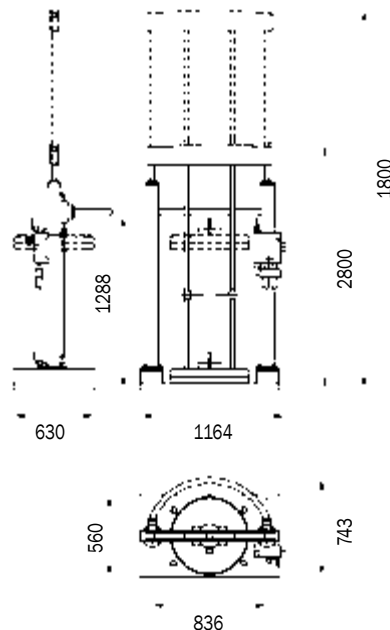

Air operated two columns pumps lifter and press for lubricants and viscous medias

With its particular 3 ways control valve it lifts or pull down the pump and the follower plate, improving the exchanging effort of 180-220kg (400 lbs) barrels.

It is particularly advised for the use with high viscosity lubricants and medias (from 200CPS to 500CPS).

The follower plate is pushed down by the pressurised pneumatic cylinders, avoiding grease flow interruptions by air pockets in the grease bed.

Moreover, it allows to collect all the product from the inner walls down to the bottom of the drum, Pump suction is assisted



- 1 Cock feeding pump air
- 2 Off position
- 2A Lifting position up pump and follower plate
- 2B Acting position down press-fluid
- 3 Pressure regulator with manometer for feeding lifter air
- 4 Cock feeding air lifter follower plate
- 5 Inlet feeding general air into filter end lubricator



COMPLETE KIT PUMP FRAME LIFTER-PRESS FOR LUBRICANTS AND SIMILAR LOW AND HIGH VISCOSITY



022-1403-000

Art. 022-1403-000

Kit pump frame lifter and press for lubricants for barrels 180-220 kg
Delivery 100 l/min

Composed by:

Art.012-1200-200 Pump frame lifter and press 2 columns + follower plate

Art.021-1203-DP0 Industrial air operated break pump **ratio=3:1**

Art.902-0302-010 Rubber hose R6 3/8" F-F 3/8" 1 M length

Art.902-0424-010 Rubber hose R6 1/2" F-F 1/2" 1 M length

Art. 022-1408-000

Kit pump frame lifter and press for lubricants for barrels 180-220 kg
Delivery 35 l/min

Composed by:

Art.012-1200-050 Pump frame lifter and press 2 columns + follower plate

Art.021-0908-094 Industrial air operated break pump **ratio=8:1**

Art.902-0302-010 Rubber hose R6 3/8" F-F 3/8" 1 M length

Art.902-0424-010 Rubber hose R6 1/2" F-F 1/2" 1 M length



022-1414-000

Art. 022-1414-000

Kit pump frame lifter and press for lubricants for barrels 180-220 kg
Delivery 30 l/min

Composed by:

Art.012-1200-050 Pump frame lifter and press 2 columns + follower plate

Art.021-1214-094 Industrial air operated pump **ratio=14:1**

Art.902-0302-010 Rubber hose R6 3/8" F-F 3/8" 1 M length

Art.902-0424-010 Rubber hose R6 1/2" F-F 1/2" 1 M length

Art. 022-1420-000

Kit pump frame lifter and press for lubricants for barrels 180-220 kg
Delivery 24 l/min

Composed by:

Art.012-1200-042 Pump frame lifter and press 2 columns + follower plate

Art.021-1220-094 Industrial air operated pump **ratio=20:1**

Art.902-0302-010 Rubber hose R6 3/8" F-F 3/8" 1 M length

Art.902-0424-010 Rubber hose R6 1/2" F-F 1/2" 1 M length



022-1403-000	258,000	1,92	2
---------------------	---------	------	---

022-1408-000	226,000	1,93	2
---------------------	---------	------	---

022-1414-000	227,000	1,93	2
---------------------	---------	------	---

022-1420-000	226,000	1,93	2
---------------------	---------	------	---

Art. 022-1281-000

Oil set suitable for drums of 50-60 l

Composed by:

Art.020-1200-000 Air-operated oil pump **ratio=5:1 28 l/min**

Art.906-0404-030 R1 1/2" M-F hose 3,0 m length

Art.024-1233-C00 Oil digital dispensing nozzle

Art. 022-1281-A00

Oil set suitable for drums of 50-60 l

Composed like Art.022-1281-000 but with:

Art.020-1190-000 Air-operated oil pump **ratio=3:1 30 l/min**

Art. 022-1281-B00

Oil set suitable for drums of 50-60 l

Composed like Art.022-1281-000 but with:

Art.020-0990-000 Air-operated oil pump **ratio=3:1 25 l/min**



022-1281-000



022-1288-000



022-1289-000

OIL DISTRIBUTION

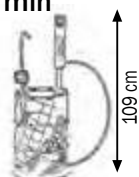


022-1281-000	10,630	0,034	2
---------------------	--------	-------	---

022-1281-A00	10,270	0,034	2
---------------------	--------	-------	---

022-1281-B00	8,500	0,034	2
---------------------	-------	-------	---

Ø 370-420 mm



109 cm

Art. 022-1288-000

Oil set suitable for barrels of 180-220 l

Composed by:

Art.020-1205-000 Air-operated oil pump **ratio=5:1 28 l/min**

Art.906-0404-030 R1 1/2" M-F hose 3,0 m length

Art.024-1233-C00 Oil digital dispensing nozzle

Art. 022-1288-A00

Oil set suitable for barrels of 180-220 l

Composed like Art.022-1288-000 but with:

Art.020-1195-000 Air-operated oil pump **ratio=3:1 30 l/min**

Art. 022-1288-B00

Oil set suitable for barrels of 180-220 l

Composed like Art.022-1288-000 but with:

Art.020-0995-000 Air-operated oil pump **ratio=3:1 25 l/min**

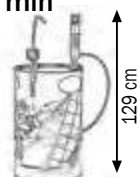


022-1288-000	11,240	0,040	2
---------------------	--------	-------	---

022-1288-A00	10,910	0,040	2
---------------------	--------	-------	---

022-1288-B00	9,100	0,040	2
---------------------	-------	-------	---

Ø 550-600 mm



129 cm

Art. 022-1289-000

Oil set suitable for barrels of 180-220 l

Composed by:

Art.020-1182-000 Air-operated oil pump **ratio=5:1 35 l/min**

Art.906-0505-030 R1 3/4" M-F hose 3,0 m length

Art.024-1235-A00 Oil digital dispensing nozzle

Art. 022-1289-A00

Oil set suitable for barrels of 180-220 l

Composed like Art.022-1289-000 but with:

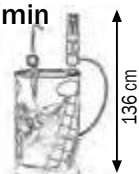
Art.020-1178-000 Air-operated oil pump **ratio=3:1 40 l/min**



022-1289-000	15,700	0,044	2
---------------------	--------	-------	---

022-1289-A00	15,650	0,044	2
---------------------	--------	-------	---

Ø 550-600 mm



136 cm



022-1280-000

Art. 022-1280-000

Wheeled oil set suitable for drums of 50-60 l

Composed by:

Art.020-1200-000 Air-operated oil pump ratio=5:1 28 l/min

Art.030-1395-000 4-wheels trolley

Art.906-0404-030 R1 1/2" M-F hose 3,0 m length

Art.024-1232-C00 Oil dispensing nozzle

Art. 022-1282-000

Wheeled oil set suitable for drums of 50-60 l

Composed like Art.022-1280-000 but with:

Art.020-1190-000 Air-operated oil pump ratio=3:1 30 l/min

Art. 022-1282-B00

Wheeled oil set suitable for drums of 50-60 l

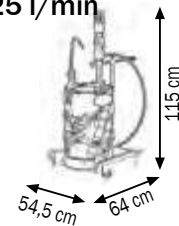
Composed like Art.022-1280-000 but with:

Art.020-0990-000 Air-operated oil pump ratio=3:1 25 l/min



022-1280-000	22,920	0,085	2
022-1282-000	22,560	0,085	2
022-1282-B00	20,760	0,085	2

Ø 370-420 mm



022-1283-000

Art. 022-1283-000

Wheeled oil set suitable for drums of 50-60 l

Composed by:

Art.020-1200-000 Air-operated oil pump ratio=5:1 28 l/min

Art.030-1395-000 4-wheels trolley

Art.906-0404-030 R1 1/2" M-F hose 3,0 m length

Art.024-1233-C00 Oil digital dispensing nozzle

Art. 022-1284-000

Wheeled oil set suitable for drums of 50-60 l

Composed like Art.022-1283-000 but with:

Art.020-1190-000 Air-operated oil pump ratio=3:1 30 l/min

Art. 022-1284-B00

Wheeled oil set suitable for drums of 50-60 l

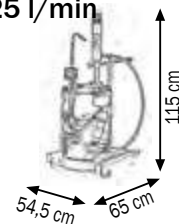
Composed like Art.022-1283-000 but with:

Art.020-0990-000 Air-operated oil pump ratio=3:1 25 l/min



022-1283-000	24,210	0,085	2
022-1284-000	23,850	0,085	2
022-1284-B00	22,000	0,085	2

Ø 370-420 mm



022-1285-000

Art. 022-1285-000

Wheeled oil set suitable for barrels of 180-220 l

Composed by:

Art.020-1205-000 Air-operated oil pump ratio=5:1 28 l/min

Art.030-1400-000 4-wheels trolley

Art.906-0404-030 R1 1/2" M-F hose 3,0 m length

Art.024-1232-C00 Oil dispensing nozzle

Art. 022-1287-000

Wheeled oil set suitable for barrels of 180-220 l

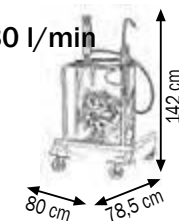
Composed like Art.022-1285-000 but with:

Art.020-1195-000 Air-operated oil pump ratio=3:1 30 l/min



022-1285-000	46,980	0,186	2
022-1287-000	46,590	0,186	2

Ø 550-600 mm



Art. 022-1290-000

Wheeled oil set suitable for barrels of 180-220 l

Composed by:

Art.020-1205-000 Air-operated oil pump ratio=5:1 28 l/min

Art.030-1400-000 4-wheels trolley

Art.906-0404-030 R1 1/2" M-F hose 3,0 m length

Art.024-1233-C00 Oil digital dispensing nozzle

Art. 022-1292-000

Wheeled oil set suitable for barrels of 180-220 l

Composed like Art.022-1290-000 but with:

Art.020-1195-000 Air-operated oil pump ratio=3:1 30 l/min



022-1290-000



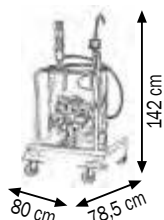
022-1293-000



022-1295-000



Ø 550-600 mm



022-1290-000	48,940	0,186	2
022-1292-000	48,610	0,186	2

Art. 022-1293-000

Wheeled oil set suitable for barrels of 180-220 l

Composed by:

Art.020-1205-000 Air-operated oil pump ratio=5:1 28 l/min

Art.030-1405-000 4-wheels trolley

Art.906-0404-030 R1 1/2" M-F hose 3,0 m length

Art.024-1233-C00 Oil digital dispensing nozzle

Art. 022-1294-000

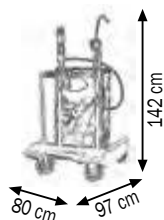
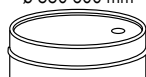
Wheeled oil set suitable for barrels of 180-220 l

Composed like Art.022-1293-000 but with:

Art.020-1195-000 Air-operated oil pump ratio=3:1 30 l/min



Ø 550-600 mm



022-1293-000	59,830	0,186	2
022-1294-000	59,500	0,186	2

Art. 022-1295-000

Wheeled oil set suitable for barrels of 180-220 l

Composed by:

Art.020-1205-000 Air-operated oil pump ratio=5:1 28 l/min

Art.030-1405-000 4-wheels trolley

Art.906-0424-015 R1 1/2" F-F hose 1,5 m length

Art.070-1206-410 Hose reel with R1 1/2" hose 10,0 m length

Art.024-1233-C00 Oil digital dispensing nozzle

Art. 022-1297-000

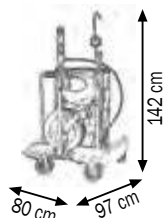
Wheeled oil set suitable for barrels of 180-220 l

Composed like Art.022-1295-000 but with:

Art.020-1195-000 Air-operated oil pump ratio=3:1 30 l/min



Ø 550-600 mm



022-1295-000	76,120	0,226	3
022-1297-000	75,790	0,226	3



022-1298-A00

Art. 022-1298-A00

Wheeled oil set suitable for barrels of 180–220 l

Composed by:

Art.020-1205-000 Air-operated oil pump ratio=5:1 28 l/min

Art.030-1398-000 3-wheels trolley

Art.906-0404-030 R1 1/2" M-F hose 3,0 m length

Art.024-1232-C00 Oil dispensing nozzle

Art. 022-1298-B00

Wheeled oil set suitable for barrels of 180–220 l

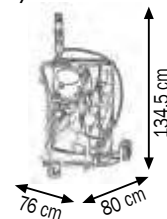
Composed like Art.022-1298-A00 but with:

Art.020-1195-000 Air-operated oil pump ratio=3:1 30 l/min



022-1298-A00	32,500	0,186	2
022-1298-B00	32,180	0,186	2

Ø 550-600 mm



022-1298-C00

Art. 022-1298-C00

Wheeled oil set suitable for barrels of 180–220 l

Composed by:

Art.020-1205-000 Air-operated oil pump ratio=5:1 28 l/min

Art.030-1398-000 3-wheels trolley

Art.906-0404-030 R1 1/2" M-F hose 3,0 m length

Art.024-1233-C00 Oil digital dispensing nozzle

Art. 022-1298-D00

Wheeled oil set suitable for barrels of 180–220 l

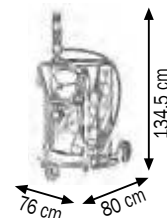
Composed like Art.022-1298-C00 but with:

Art.020-1195-000 Air-operated oil pump ratio=3:1 30 l/min



022-1298-C00	33,200	0,186	2
022-1298-D00	32,880	0,186	2

Ø 550-600 mm



022-1298-E00

Art. 022-1298-E00

Wheeled oil set suitable for barrels of 180–220 l

Composed by:

Art.020-1205-000 Air-operated oil pump ratio=5:1 28 l/min

Art.030-1398-000 3-wheels trolley

Art.906-0424-015 R1 1/2" F-F hose 1,5 m length

Art.070-1206-410 Hose reel with R1 1/2" hose 10,0 m length

Art.024-1233-C00 Oil digital dispensing nozzle

Art. 022-1298-F00

Wheeled oil set suitable for barrels of 180–220 l

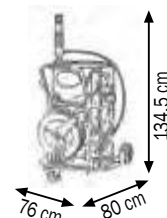
Composed like Art.022-1298-E00 but with:

Art.020-1195-000 Air-operated oil pump ratio=3:1 30 l/min



022-1298-E00	49,500	0,226	3
022-1298-F00	49,180	0,226	3

Ø 550-600 mm



Art. 022-1299-A00

Wheeled oil set suitable for barrels of 180-220 l

Composed by:

Art.020-0995-000 Air-operated oil pump ratio=3:1 25 l/min

Art.030-1398-000 3-wheels trolley

Art.906-0404-030 R1 1/2" M-F hose 3,0 m length

Art.024-1232-C00 Oil dispensing nozzle

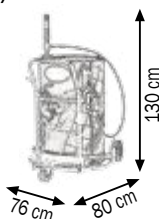
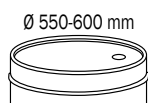
Art. 022-1299-B00

Wheeled oil set suitable for barrels of 180-220 l

Composed like Art.022-1299-A00 but with:

Art.020-0985-000 Air-operated oil pump ratio=1:1 35 l/min

022-1299-A00	30,150	0,186	2
022-1299-B00	31,600	0,186	2



022-1299-A00

Art. 022-1299-C00

Wheeled oil set suitable for barrels of 180-220 l

Composed by:

Art.020-0995-000 Air-operated oil pump ratio=3:1 25 l/min

Art.030-1398-000 3-wheels trolley

Art.906-0404-030 R1 1/2" M-F hose 3,0 m length

Art.024-1233-C00 Oil digital dispensing nozzle

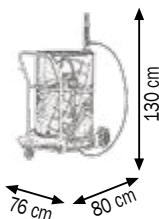
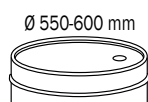
Art. 022-1299-D00

Wheeled oil set suitable for barrels of 180-220 l

Composed like Art.022-1299-C00 but with:

Art.020-0985-000 Air-operated oil pump ratio=1:1 35 l/min

022-1299-C00	30,850	0,186	2
022-1299-D00	32,300	0,186	2



022-1299-C00

Art. 022-1299-E00

Wheeled oil set suitable for barrels of 180-220 l

Composed by:

Art.020-0995-000 Air-operated oil pump ratio=3:1 25 l/min

Art.030-1398-000 3-wheels trolley

Art.906-0424-015 R1 1/2" F-F hose 1,5 m length

Art.070-1206-310 Hose reel with R1 3/8" M-F 1/2" hose 10,0 m length

Art.024-1233-C00 Oil digital dispensing nozzle

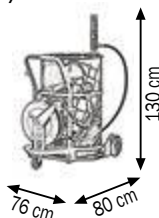
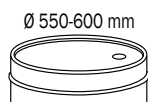
Art. 022-1299-F00

Wheeled oil set suitable for barrels of 180-220 l

Composed like Art.022-1299-E00 but with:

Art.020-0985-000 Air-operated oil pump ratio=1:1 35 l/min

022-1299-E00	47,150	0,226	3
022-1299-F00	48,600	0,226	3



022-1299-E00

Art. 022-1212-000

Wall-fixing oil set for barrels of 180-220 l

Composed by:

Art.020-1168-000 Air-operated oil pump **ratio=1:1 40 l/min**

Art.025-1265-000 Wall-fixing bracket

Art.025-1268-000 920 mm Ø 42 mm shank

Art.025-1262-000 Ø 42 mm threaded ring

Art.910-0600-020 Flexible hose Ø 25 2,0 m length



022-1212-000

Art. 022-1212-A00

Wall-fixing oil set for barrels of 180-220 l

Composed by:

Art.020-0978-000 Air-operated oil pump **ratio=1:1 35 l/min**

Art.025-1265-000 Wall-fixing bracket

Art.025-1268-000 920 mm Ø 42 mm shank

Art.025-1262-000 Ø 42 mm threaded ring

Art.910-0600-020 Flexible hose Ø 25 2,0 m length



Ø 550-600 mm



022-1212-000	10,970	0,031	1
022-1212-A00	9,550	0,031	1

Art. 022-1213-000

Wall-fixing oil set for barrels of 180-220 l

Composed by:

Art.020-1188-000 Double-acting air-operated oil pump **ratio=3:1 30 l/min**

Art.025-1265-000 Wall-fixing bracket

Art.025-1268-000 920 mm Ø 42 mm shank

Art.025-1262-000 Ø 42 mm threaded ring

Art.910-0600-020 Flexible hose Ø 25 2,0 m length



022-1213-000

Art. 022-1213-A00

Wall-fixing oil set for barrels of 180-220 l

Composed by:

Art.020-0988-000 Air-operated oil pump **ratio=3:1 25 l/min**

Art.025-1265-000 Wall-fixing bracket

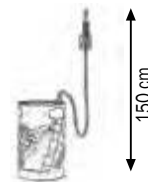
Art.025-1268-000 920 mm Ø 42 mm shank

Art.025-1262-000 Ø 42 mm threaded ring

Art.910-0600-020 Flexible hose Ø 25 2,0 m length



Ø 550-600 mm



022-1213-000	11,500	0,031	1
022-1213-A00	9,700	0,031	1

Art. 022-1214-000

Wall-fixing oil set HIGH DELIVERY for drums and tanks 1.000 l

Composed by:


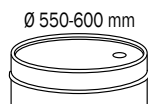
Art.020-1176-000 Double-acting air-operated oil pump ratio=3:1 40 l/min

Art.025-1265-000 Wall-fixing bracket

Art.025-1268-125 Ø 42 1,25 m length shank

Art.025-1262-000 Ø 42 mm threaded ring

Art.910-0600-020 Flexible hose Ø 25 2,0 m length



022-1214-000

Art. 022-1215-000

Wall-fixing oil set for barrels of 180-220 l

Composed by:

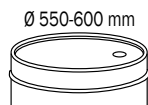
Art.020-1198-000 Double-acting air-operated oil pump ratio=5:1 28 l/min

Art.025-1265-000 Wall-fixing bracket

Art.025-1268-000 920 mm Ø 42 mm shank

Art.025-1262-000 Ø 42 mm threaded ring

Art.910-0600-020 Flexible hose Ø 25 2,0 m length



022-1215-000

Art. 022-1216-000

Wall-fixing oil set for drums and tanks 1.000 l

Composed by:


Art.020-1180-000 Double-acting air-operated oil pump ratio=5:1 35 l/min

Art.025-1265-000 Wall-fixing bracket

Art.025-1268-125 Ø 42 1,25 m length shank

Art.025-1262-000 Ø 42 mm threaded ring

Art.910-0600-020 Flexible hose Ø 25 2,0 m length



022-1216-000

Art. 022-1218-000

Wall-fixing oil set for barrels of 180-220 l

Composed by:

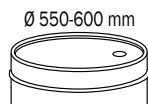

Art.020-1207-000 Double-acting air-operated oil pump ratio=8:1 20 l/min

Art.025-1265-000 Wall-fixing bracket

Art.025-1268-000 920 mm Ø 42 mm shank

Art.025-1262-000 Ø 42 mm threaded ring

Art.910-0600-020 Flexible hose Ø 25 2,0 m length



022-1218-000



022-1300-000

Art. 022-1300-000

Wall-fixing oil set for barrels of 180-220 l

Composed by:

- Art.020-1205-000 Air-operated oil pump ratio=5:1 28 l/min
- Art.071-1206-410 Swiveling hose reel with R1 1/2" hose 10,0 m length
- Art.906-0424-015 R1 1/2" F-F hose 1,5 m length
- Art.024-1233-C00 Oil digital dispensing nozzle
- Art.024-1785-000 Support for picking up drops

Art. 022-1301-000

Wall-fixing oil set for barrels of 180-220 l

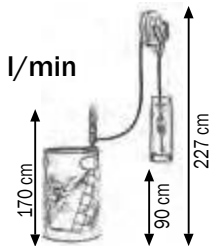
Composed like Art.022-1300-000 but with:

- Art.020-1195-000 Air-operated oil pump ratio=3:1 30 l/min



Ø 550-600 mm

022-1300-000	32,300	0,086	3
022-1301-000	31,980	0,086	3



Art. 022-1302-000

Wall-fixing oil set for barrels of 180-220 l

Composed by:

- Art.022-1215-000 Air-operated oil pump set ratio=5:1 28 l/min
- Art.071-1206-410 Swiveling hose reel with R1 1/2" hose 10,0 m length
- Art.906-0424-006 R1 1/2" F-F hose 0,6 m length
- Art.024-1233-C00 Oil digital dispensing nozzle
- Art.024-1785-000 Support for picking up drops

Art. 022-1303-000

Wall-fixing oil set for barrels of 180-220 l

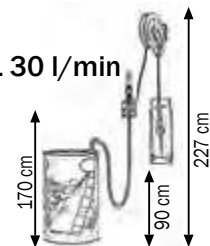
Composed like Art.022-1302-000 but with:

- Art.022-1213-000 Air-operated oil pump set ratio=3:1 30 l/min



Ø 550-600 mm

022-1302-000	36,020	0,101	3
022-1303-000	35,730	0,101	3



022-1302-000

Art. 022-1299-000

Wall-fixing oil set for barrels of 180-220 l

Or tanks 750-1500 l

Composed by:

- Art.022-1214-000 Air-operated oil pump set ratio=3:1 40 l/min
- Art.071-1506-515 Swiveling hose reel with R1 3/4" hose 15,0 m length
- Art.906-0535-080 R1 3/4" hose 0,8 m length
- Art.024-1235-A00 Oil digital nozzle
- Art.024-1785-000 Support for picking up drops

Art. 022-1299-G00

Wall-fixing oil set for barrels of 180-220 l

Or tanks 750-1500 l

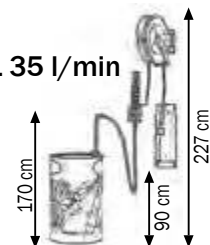
Composed like Art.022-1299-000 but with:

- Art.022-1216-000 Air-operated oil pump set ratio=5:1 35 l/min



Ø 550-600 mm

022-1299-000	56,600	0,206	4
022-1299-G00	56,760	0,206	4



022-1299-000

Art. 022-1880-000

Wall-fixing oil set for tanks 1000 l

Composed by:

Art.020-1198-000 Air-operated oil pump **ratio=5:1 28 l/min**

Art.025-1265-000 Wall-fixing bracket

Art.906-0424-006 R1 1/2" F-F hose 0,6 m length

Art.902-0202-020 Hose 8x13 1/4" M-F 2,0 m length

Art.910-0600-020 Flexible hose Ø 25 2,0 m length

Art.025-1268-125 Ø 42 1,25 m length shank

Art.025-1262-000 Ø 42 mm threaded ring

Art.F96-0100-404 Nipple 1/2" M-1/2" M

Art.014-1048-000 Regulator with filter and air lubricator 1/4"

Art.025-1267-000 Fixing tank bracket



022-1880-000

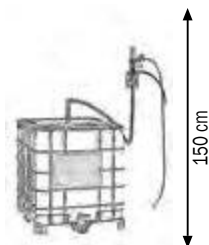
The tank is not included in the oil set

Art. 022-1882-000

Wall-fixing oil set for tanks 1000 l

Composed like Art.022-1880-000 but with:

Art.020-1188-000 Air-operated oil pump **ratio=3:1 30 l/min**



022-1880-000	14,000	0,031	1
---------------------	--------	-------	---

022-1882-000	13,700	0,031	1
---------------------	--------	-------	---

Art. 022-1884-000

Wall-fixing oil set for tanks 1000 l

Composed by:

Art.020-1180-000 Air-operated oil pump **ratio=5:1 35 l/min**

Art.025-1265-000 Wall-fixing bracket

Art.906-0525-006 R1 3/4" F-F hose 0,6 m length

Art.902-0404-020 Hose 13x19 1/2" M-F 2,0 m length

Art.910-0600-020 Flexible hose Ø 25 2,0 m length

Art.025-1268-125 Ø 42 1,25 m length shank

Art.025-1262-000 Ø 42 mm threaded ring

Art.F96-0100-505 Nipple 3/4" M - 3/4" M

Art.014-1048-B00 Regulator with filter and air lubricator 1/2"

Art.025-1267-000 Fixing tank bracket



022-1884-000

The tank is not included in the oil set

Art. 022-1886-000

Wall-fixing oil set for tanks 1000 l

Composed like Art.022-1884-000 but with:

Art.020-1176-000 Air-operated oil pump **ratio=3:1 40 l/min**



022-1884-000	20,800	0,031	1
---------------------	--------	-------	---

022-1886-000	20,640	0,031	1
---------------------	--------	-------	---

It is a modular solution that allows the oil delivery with link to a centralized system, to a hose reel or directly to the delivery hose.



022-1888-000

The tank is not included in the oil set

Art. 022-1888-000

Oil set tank 1000 I

Composed by:

Art.020-1206-000 Air-operated oil pump **ratio=5:1 28 l/min**

Art.906-0424-020 Hose R1 1/2" F-F 2,0 m length

Art.902-0202-020 Hose 8x13 1/4 M-F 2,0 m length

Art.F96-0100-404 Nipple 1/2" M-1/2" M

Art.014-1048-000 Regulator with filter and air lubricator 1/4"

Art.025-1267-000 Fixing tank bracket

Art. 022-1890-000

Oil set tank 1000 I

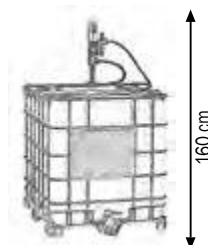
Composed like Art.022-1888-000 but with:

Art.020-1196-000 Air-operated oil pump **ratio=3:1 30 l/min**



022-1888-000	21,500	0,042	2
---------------------	--------	-------	---

022-1890-000	21,000	0,042	2
---------------------	--------	-------	---



Art. 022-1892-000

Oil set tank 1000 I

Composed by:

Art.020-1183-000 Air-operated oil pump **ratio=5:1 35 l/min**

Art.906-0525-020 Hose R1 3/4" F-F 2,0 m length

Art.902-0404-020 Hose 13x19 1/2" M-F 2,0 m length

Art.F96-0100-505 Nipple 3/4" M-3/4" M

Art.014-1048-B00 Regulator with filter and air lubricator 1/2"

Art.025-1267-000 Fixing tank bracket



022-1892-000

The tank is not included in the oil set

Art. 022-1894-000

Oil set tank 1000 I

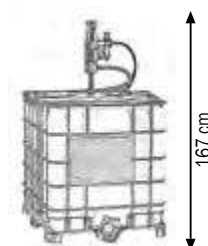
Composed like Art.022-1892-000 but with:

Art.020-1179-000 Air-operated oil pump **ratio=3:1 40 l/min**



022-1892-000	27,600	0,051	2
---------------------	--------	-------	---

022-1894-000	27,500	0,051	2
---------------------	--------	-------	---



It is a modular solution that allows the oil delivery with link to a centralized system, to a hose reel or directly to the delivery hose.

Art. 022-1895-000

Oil set for tank 1000 l

Composed by:

- Art.020-1206-000 Air-operated oil pump **ratio=5:1 28 l/min**
- Art.014-1048-000 Regulator with filter and air lubricator 1/4"
- Art.906-0434-008 Hose R1 1/2" F-F 0,8 m length
- Art.902-0202-020 Hose 8x13 1/4" M-F 2,0 m length
- Art.070-1206-410 Hose reel 1/2" 10,0 m length
- Art.024-1233-C00 Oil digital nozzle
- Art.024-1785-000 Picking up drops support
- Art.025-1267-000 Fixing tank bracket
- Art.025-1267-B00 Fixing bracket for picking up drops



022-1895-000

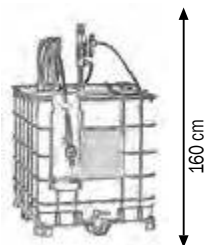
The tank is not included in the oil set

Art. 022-1896-000

Oil set for tank 1000 l

Composed like Art.022-1895-000 but with:

- Art.020-1196-000 Air-operated oil pump **ratio=3:1 30 l/min**



022-1895-000	48,450	0,120	4
022-1896-000	47,900	0,120	4

Art. 022-1898-000

Oil set for tank 1000 l

Composed by:

- Art.020-1183-000 Air-operated oil pump **ratio=5:1 35 l/min**
- Art.014-1048-B00 Regulator with filter and air lubricator 1/2"
- Art.906-0424-015 Hose R1 1/2" F-F 1,5 m length
- Art.902-0404-020 Hose 13x19 1/2" M-F 2,0 m length
- Art.074-4506-410 Hose reel 1/2" 10,0 m length
- Art.024-1233-C00 Oil digital nozzle
- Art.024-1785-000 Picking up drops support
- Art.025-1267-000 Fixing tank bracket
- Art.025-1267-B00 Fixing bracket for picking up drops



022-1898-000

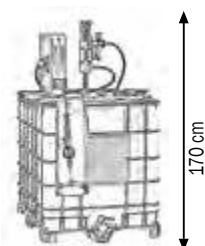
The tank is not included in the oil set

Art. 022-1899-000

Oil set for tank 1000 l

Composed like Art.022-1898-000 but with:

- Art.020-1179-000 Air-operated oil pump **ratio=3:1 40 l/min**



022-1898-000	64,900	0,130	4
022-1899-000	64,800	0,130	4

It is a complete solution that constitutes an independent working station. The pump, the hose reel and the picking up drops are fixed directly to the tank by the supporting bracket.



TANKS OF DUMP AND STOCKING SUITABLE FOR OIL-DISPENSING INSTALLATIONS



023-1905-000

Art. 023-1905-000

Tank of dump and stocking for 1 barrel of 180-220 l



023-1910-000

Art. 023-1910-000

Tank of dump and stocking for 2 barrels of 180-220 l



023-1914-000

Art. 023-1914-000

Tank of dump and stocking for 4 barrels of 180-220 l



023-1915-000

Art. 023-1915-000

Tank of dump and stocking for 1 tank of 1000 l



023-1920-000

Art.023-1920-000

Horizontal support to store 1 barrel of 180-220 l



023-1921-000

Art. 023-1921-000

Horizontal support to store 2 barrels of 180-220 l



023-1922-000

Art. 023-1922-000

Horizontal support to store 3 drums of 50-60 l



023-1905-000	62,900	0,270	1
023-1910-000	78,300	0,363	1
023-1914-000	119,000	0,573	1
023-1915-000	182,500	1,422	1
023-1920-000	16,000	0,145	1
023-1921-000	26,500	0,283	1
023-1922-000	26,720	0,283	1

Technical data		023-1905-000	023-1910-000	023-1914-000	023-1915-000
Stocking capacity	n°	1 barrel 180/220 l	2 barrels 180/220 l	4 barrels 180/220 l	1 cistern da 1000 l
Dimensions	mm	1000x850 H 300	1350x850 H 300	1350x1350 H 300	1650x1350 H 620

Technical data		023-1920-000	023-1921-000	023-1922-000
Stocking capacity	n°	1 barrel 180/220 l	2 barrels 180/220 l	3 drums 50/60 l
Dimensions	mm	600x600 H 380	1180x600 H 380	1180x600 H 380

This steel tank is suitable for the storage of metal drums of lubricants and simply transportable with fork truck or trans pallet. The tank is produced with strong metal, reinforced with frames in shapes, the grates are galvanized. According to the new rules, the stocking of lubricant drums in the industrial environment and in repair shops must have a tank to collect the accidental overflowing, avoiding the dispersion in the environment. It's important to put the tank on plain surfaces, protected by the rain. If the storing of different substances is required, these ones shall be reciprocally compatible.

Art. 023-1925-000





Tank of dump complete with supporting structure for 1 position

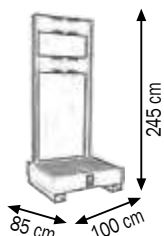
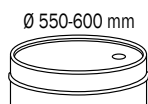
Composed by:

Art.023-1905-S00 Tank of dump for 1 barrel 180-220 l

Art.023-1916-000 n.2 Vertical posts H. 2,20 m

Art.023-1918-000 n.2 Horizontal drill panels 770x240 mm

			
023-1925-000	92,800	0,304	2



023-1925-000

Art. 023-1930-000

Tank of dump complete with supporting structure for 2 positions

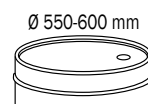
Composed by:

Art.023-1910-S00 Tank of dump for 2 barrels 180-220 l

Art.023-1916-000 n.2 Vertical posts H. 2,20 m

Art.023-1919-000 n.2 Horizontal drill panels 1110x240 mm

			
023-1930-000	112,700	0,405	2



023-1930-000

This steel tank is suitable for the storage of metal drums of lubricants and simply transportable with fork truck or trans pallet. The tank is produced with strong metal, reinforced with frames in shapes, the grates are galvanized. According to the new rules, the stocking of lubricant drums in the industrial environment and in repair shops must have a tank to collect the accidental overflowing, avoiding the dispersion in the environment. It's important to put the tank on plain surfaces, protected by the rain. If the storing of different substances is required, these ones shall be reciprocally compatible. The tank of dump with supporting structure is suitable to support the equipment for the distribution of lubricants for different uses (industrial environment or repair shops).



023-1935-000

Art. 023-1935-000

Complete installation 1 position for barrels 180-220 l

Composed by:

Art.020-1195-000 Air-operated oil pump **ratio=3:1 30 l/min**

Art.023-1925-000 Tank of dump complete with supporting structure

Art.070-1206-410 Hose reel with R1 1/2" F-F hose 10,0 m length

Art.906-0424-015 R1 1/2 " F-F hose 1500 mm length

Art.024-1233-C00 Oil digital dispensing nozzle

Art. 023-1937-000

Complete installation 1 position for barrels 180-220 l

Composed like Art.023-1935-000 but with:

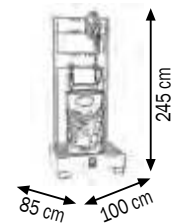
Art.020-1205-000 Air-operated oil pump **ratio=5:1 28 l/min**



023-1935-000	121,250	0,387	5
---------------------	---------	-------	---

023-1937-000	121,850	0,387	5
---------------------	---------	-------	---

Ø 550-600 mm



Art. 023-1940-000

Complete installation 1 position for barrels 180-220 l

Composed by:

Art.020-1188-000 Air-operated oil pump **ratio=3:1 30 l/min**

Art.023-1925-000 Tank of dump complete with supporting structure

Art.074-4506-410 Closed hose reel with R1 1/2" hose 10,0 m length

Art.025-1265-000 Wall fixing bracket

Art.025-1268-094 Shank Ø 42 mm 940 mm length

Art.025-1262-000 Drum connection Ø 42 mm

Art.910-0700-020 Flexible hose Ø 1" 2 m length

Art.906-0434-008 R1 1/2" F-F 90° hose 800 mm length

Art.024-1233-C00 Oil digital dispensing nozzle



023-1940-000

Art. 023-1942-000

Complete installation 1 position for barrels 180-220 l

Composed like Art.023-1940-000 but with:

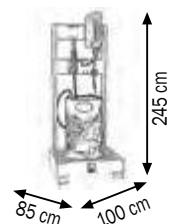
Art.020-1198-000 Air-operated oil pump **ratio=5:1 28 l/min**



023-1940-000	134,250	0,414	5
---------------------	---------	-------	---

023-1942-000	134,750	0,414	5
---------------------	---------	-------	---

Ø 550-600 mm



Fix and complete positions that offer an independent working station. They allow an optimal placing in every working environment (factories and repair shops) allowing to operate in a clean and safe way and without wasting of lubricant oils for different uses.

Art. 023-1945-000

Complete installation 2 positions for barrels 180-220 l

Composed by:

Art.020-1195-000 n.2 Air-operated oil pumps **ratio=3:1 30 l/min**

Art.023-1930-000 n.1 Tank of dump complete with supporting structure

Art.070-1206-410 n.2 Hose reels with R1 1/2" hose 10,0 m length

Art.906-0424-015 n.2 R1 1/2" F-F hoses 1500 mm length

Art.024-1233-C00 n.2 Oil digital dispensing nozzle

Art. 023-1947-000

Complete installation 2 positions for barrels 180-220 l

Composed like Art.023-1945-000 but with:

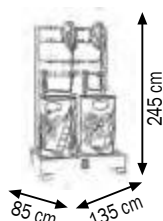
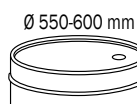
Art.020-1205-000 n.2 Air-operated oil pumps **ratio=5:1 28 l/min**



023-1945-000



023-1945-000	169,000	0,553	7
023-1947-000	170,200	0,553	7



Art. 023-1950-000

Complete installation 2 positions for barrels 180-220 l

Composed by:

Art.020-1188-000 n.2 Air-operated oil pumps **ratio=3:1 30 l/min**

Art.023-1930-000 n.1 Tank of dump complete with supporting structure

Art.074-4506-410 n.2 Closed hose reel with R1 1/2" hose 10,0 m length

Art.025-1265-000 n.2 Wall fixing brackets

Art.025-1268-094 n.2 Shanks Ø 42 mm 940 mm length

Art.025-1262-000 n.2 Drums connection Ø 42 mm

Art.910-0700-020 n.2 Flexible hoses Ø 1" 2,0 m length

Art.906-0434-008 n.2 R1 1/2" F-F 90° hose 800 mm length

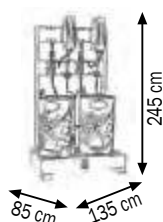
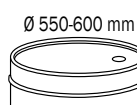
Art.024-1233-C00 n.2 Oil digital dispensing nozzles



023-1950-000



023-1950-000	195,600	0,607	7
023-1952-000	196,600	0,607	7



Art. 023-1952-000

Complete installation 2 positions for barrels 180-220 l

Composed like Art.023-1950-000 but with:

Art.020-1198-000 n.2 Air-operated oil pumps **ratio=5:1 28 l/min**

Fix and complete positions that offer an independent working station. They allow an optimal placing in every working environment (factories and repair shops) allowing to operate in a clean and safe way and without wasting of lubricant oils for different uses.



023-1963-000

Art. 023-1963-000

Support cabinet for 4 hose reels

Composed by:

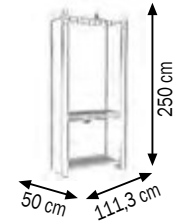
Basin with grate for picking up drops

Support with grate

Dimensions 1113X500 H.2500 mm



023-1963-000 192,000 0,930 1



The hose reels aren't included in the cabinet



023-1964-000

Art. 023-1964-000

Support cabinet for 6 hose reels

Composed by:

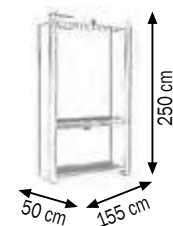
Basin with grate for picking up drops

Support with grate

Dimensions 1550X500 H.2500 mm



023-1964-000 215,000 0,930 1



These structures will be supplied only and exclusively in grey colour RAL 9007

Fixed cabinets that offer an independent working station. They allow an optimal placing in every working environment (factories and repair shops) allowing to operate in a clean and safe way and without wasting of lubricant oils for different uses.

This fixed cabinets can be connected to a centralized distribution system and became individual working station.

Art. 023-1966-000

Frame cabinet for oil distribution
Dimensions 1600X700 H 2500 mm

Composed by:

Tank of dump for 2 barrels of 180-220 L

2 Doors with closure for drums

Flat of work 1600X700 mm

Panel for coupler Tools

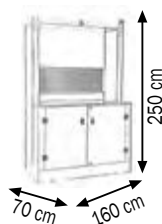
Support cabinet for 4 hose reels



023-1966-000

OIL DISTRIBUTION

			
023-1966-000	316,000	1,170	2



Art. 023-1967-000

Complete installation oil distribution

2 positions for barrels of 180-220 L

Composed by:

Art.023-1966-000 N.1 Frame cabinet

Art.020-1195-000 N.2 Air-operated oil pumps ratio=3:1 30 l/min

Art.074-4506-410 N.2 Closed hose reels R1 1/2" 10 m

Art.906-0424-015 N.2 Hoses R1 1/2" 1,5 m length

Art.053-1537-000 N.2 Spring hose rilsan 6X8 10 m

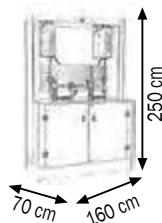
Art.024-1233-C00 N.2 Oil digital dispensing nozzles

Art.014-1048-B00 N.1 Pressure regulator with filter, lubricator and gauge 1/2"



023-1967-000

			
023-1967-000	392,000	2,970	7



Frame cabinet for oil distribution able to provide an autonomous operating station.

Allow an optimal placing in every working environment (factories, garages and repair shops).

Allowing clean and safe supply without wasting of lubricant oils for different uses.

The base is composed by a tank of dump and stocking for 2 drums of 180-220 L as the new regulations upon.

The cabinet is pre-arranged for max 4 hose reels and have a worktop of 1600X700 mm.

Art. 023-1968-001

Front-end service support for 1 hose reel

It is predisposed of universal hole that allows the application of pump, hose reels and picking up drops



023-1968-001



023-1968-001

Art. 023-1968-002

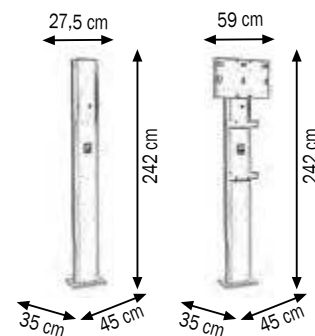
Front-end service support for 2 hose reels

It is predisposed of universal hole that allows the application of hose reels and picking up drops



023-1968-001	54,000	0,290	1
--------------	--------	-------	---

023-1968-002	62,900	0,290	1
--------------	--------	-------	---



Art. 023-1968-003

Front-end service support for 3 hose reels

It is predisposed of hole that allows the application of hose reels and picking up drops



023-1968-003



023-1968-003

Art. 023-1968-004

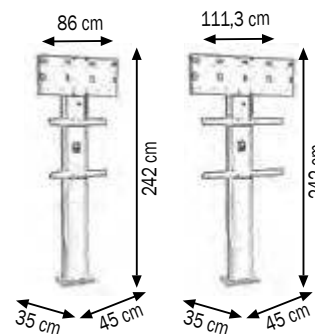
Front-end service support for 4 hose reels

It is predisposed of hole that allows the application of hose reels and picking up drops



023-1968-003	66,200	0,290	1
--------------	--------	-------	---

023-1968-004	69,500	0,290	1
--------------	--------	-------	---



Fixed supports that offer an independent working station. They allow an optimal placing in every working environment (factories and repair shops) allowing to operate in a clean and safe way and without wasting of lubricant oils for different uses.

Art. 023-1970-000

3 sides service support

It is predisposed of universal hole that allows the application of hose reels, pumps, picking up drops

Art. 023-1972-000

Service support for oil distribution 1 position

Composed by:

Art.023-1970-000 Service support

Art.070-1206-410 Hose reel fixed bracket with hose R1 1/2" 10,0 m length

Art.906-0424-006 Hose R1 1/2" F-F 600 mm length

Art.024-1233-C00 Oil digital dispensing nozzle

Art.024-1785-000 Picking up drops support



OIL DISTRIBUTION

Art. 023-1974-000

Service support for oil distribution 2 position

Composed by:

Art.023-1970-000 n.1 Service support





Art.070-1206-410 n.2 Hose reels fixed bracket with hose R1 1/2" 10,0 m length

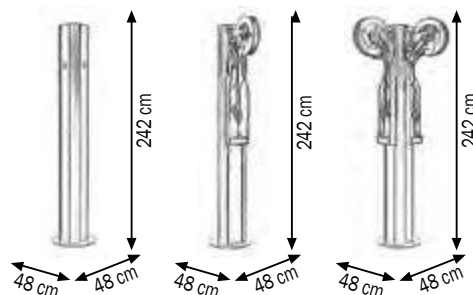
Art.906-0424-006 n.2 Hoses R1 1/2" F-F 600 mm length

Art.024-1233-C00 n.2 Oil digital dispensing nozzles

Art.024-1785-000 n.2 Picking up drops supports



				
023-1970-000	77,000	0,560	1	
023-1972-000	102,350	0,650	3	
023-1974-000	126,450	0,700	5	



Fixed supports that offer an independent working station. They allow an optimal placing in every working environment (factories and repair shops) allowing to operate in a clean and safe way and without wasting of lubricant oils for different uses.



024-1231-000

Art. 024-1231-000

Handle for oil dispensing nozzle equipped with:
Swivel joint F 1/2"

Aluminum body



024-1231-A00

Art. 024-1231-A00

Oil dispensing nozzle equipped with:

Handle with F 1/2" swivel joint

Flexible end 90°

Manual drop valve Ø 12 mm



024-1231-B00

Art. 024-1231-B00

Oil dispensing nozzle equipped with:

Handle with F 1/2" swivel joint

Rigid end 90°

Manual drop valve Ø 12 mm



024-1231-C00

Art. 024-1231-C00

Oil dispensing nozzle equipped with:

Handle with F 1/2" swivel joint

Flexible end 90°

Automatic drop valve Ø 14 mm



024-1231-D00

Art. 024-1231-D00

Oil dispensing nozzle equipped with:

Handle with F 1/2" swivel joint

Rigid end 90°

Automatic drop valve Ø 14 mm



024-1232-000

Art. 024-1232-000

Handle for oil dispensing nozzle equipped with:

Swivel joint F 1/2"

Body in P.P. reinforced



024-1232-A00

Art. 024-1232-A00

Oil dispensing nozzle equipped with:

Handle with F 1/2" swivel joint

Flexible end 90°

Manual drop valve Ø 12 mm



024-1232-B00

Art. 024-1232-B00

Oil dispensing nozzle equipped with:

Handle with F 1/2" swivel joint

Rigid end 90°

Manual drop valve Ø 12 mm



024-1232-C00

Art. 024-1232-C00

Oil dispensing nozzle equipped with:

Handle with F 1/2" swivel joint

Flexible end 90°

Automatic drop valve Ø 14 mm



024-1232-D00

Art. 024-1232-D00

Oil dispensing nozzle equipped with:

Handle with F 1/2" swivel joint

Rigid end 90°

Automatic drop valve Ø 14 mm



024-1232-G00

Art. 024-1232-G00

Oil dispensing nozzle equipped with:

Handle with F 3/8" swivel joint

Rigid end 30°

Automatic drop valve Ø 14 mm

Art. 024-1233-A00

Oil digital dispensing nozzle equipped with:
 Oil digital flow meter (Art.024-1234-000)
 Rubber protection
 Handle with F 1/2" swivel joint
Flexible end 90°
 Manual drop valve Ø 12 mm



024-1233-A00

Art. 024-1233-B00

Oil digital dispensing nozzle equipped with:
 Oil digital flow meter (Art.024-1234-000)
 Rubber protection
 Handle with F 1/2" swivel joint
Rigid end 90°
 Manual drop valve Ø 12 mm



024-1233-B00

Art. 024-1233-C00

Oil digital dispensing nozzle equipped with:
 Oil digital flow meter (Art.024-1234-000)
 Rubber protection
 Handle with F 1/2" swivel joint
Flexible end 90°
 Automatic drop valve Ø 14 mm



024-1233-C00

Art. 024-1233-D00

Oil digital dispensing nozzle equipped with:
 Oil digital flow meter (Art.024-1234-000)
 Rubber protection
 Handle with F 1/2" swivel joint
Rigid end 90°
 Automatic drop valve Ø 14 mm



024-1233-D00

Art. 024-1234-000

Oil digital flow meter

It is equipped with two displays, one for partial measures (resettable) and one for total measures (not resettable) of the dispensed fluid



024-1234-000

Technical Data	023-1234-000
Inlet/outlet connection	F 1/2" G
Pressure min/max	0,35 - 70 bar
Flow min/max	1 - 35 l/min
Temperature	-10 C° + 50 C°
Accuracy	+/- 0,5%
Lithium battery	2 x 1,5 V



024-1243-A00

Art. 024-1243-A00

RECALIBRATING oil digital nozzle equipped with:
Oil digital flow meter (Art.024-1246-000)
Rubber protection
Handle with F 1/2" swivel joint
Flexible end 90°
Manual drop valve Ø 12 mm



024-1243-B00

Art. 024-1243-B00

RECALIBRATING oil digital nozzle equipped with:
Oil digital flow meter (Art.024-1246-000)
Rubber protection
Handle with F 1/2" swivel joint
Rigid end 90°
Manual drop valve Ø 12 mm



024-1243-C00

Art. 024-1243-C00

RECALIBRATING oil digital nozzle equipped with:
Oil digital flow meter (Art.024-1246-000)
Rubber protection
Handle with F 1/2" swivel joint
Flexible end 90°
Automatic drop valve Ø 14 mm



024-1243-D00

Art. 024-1243-D00

RECALIBRATING oil digital nozzle equipped with:
Oil digital flow meter (Art.024-1246-000)
Rubber protection
Handle with F 1/2" swivel joint
Rigid end 90°
Automatic drop valve Ø 14 mm



024-1246-000

Art. 024-1246-000

RECALIBRATING oil digital flow meter
It is equipped with two displays, one for partial measures (resettable) and one for total measures (not-resettable) of the dispensed fluid

Technical Data	024-1246-000
Inlet/outlet connection	F 1/2" G
Pressure min/max	0,35 - 70 bar
Flow min/max	1 - 35 l/min
Temperature	-10 C° + 50 C°
Accuracy	+/- 0,5%
Lithium battery	1 x 3 V

NOZZLES FOR MEASURING AND DISPENSING OF OIL AND SIMILAR HIGH DELIVERY



Art. 024-1235-000

Oil nozzle high delivery equipped with:
Handle with F 1" swivel joint
Aluminum body
Rigid end
Manual drop valve high delivery



024-1235-000

Art. 024-1235-A00

Oil digital nozzle high delivery equipped with:
Oil digital flow meter (Art.024-1236-000)
Rubber protection
Handle with F 1" swivel joint
Flexible end
Manual drop valve high delivery



024-1235-A00

Art. 024-1235-B00

Oil digital nozzle high delivery equipped with:
Oil digital flow meter (Art.024-1236-000)
Rubber protection
Handle with F 1" swivel joint
Rigid end
Manual drop valve high delivery



024-1235-B00

Art. 024-1235-E00

Oil digital nozzle high delivery equipped with:
Oil digital flow meter (Art.024-1236-000)
Rubber protection
Handle with F 1" swivel joint
Rigid end



024-1235-E00

Art. 024-1236-000

Oil digital flow meter high delivery
It is equipped with two displays, one for partial measures (resettable) to 5 digits and one for total measures (not resettable) to 8 digits of the dispensed fluid



024-1236-000

Technical Data	024-1236-000
Inlet/outlet connection	F 3/4" G
Pressure min/max	1 - 70 bar
Flow min/max	6 - 60 l/min
Temperature	-10 C° + 70 C°
Accuracy	+/- 0,5%
Lithium battery	2 x 1,5 V

The nozzle is equipped with a balanced valve that reduces trigger pressure and can be integrated with different ends to suit specific requirements. Electronic meter with oval gears for flow controlling and measuring of medium and high viscosity fluids. The oval gear measuring system provides extremely precise delivery together with low pressure loss.

OIL DISPENSING DIGITAL NOZZLES WITH PRE-SELECTION



024-1247-A00

Art. 024-1247-A00

Oil digital nozzle with PRESELECTION equipped with:
Oil digital flow meter with pre-selection delivery
Handle with F 1/2" swivel joint
Flexible end 90°
Manual drop valve Ø 12 mm



024-1247-B00

Art. 024-1247-B00

Oil digital nozzle with PRESELECTION equipped with:
Oil digital flow meter with pre-selection delivery
Handle with F 1/2" swivel joint
Rigid end 90°
Manual drop valve Ø 12 mm



024-1247-C00

Art. 024-1247-C00

Oil digital nozzle with PRESELECTION equipped with:
Oil digital flow meter with pre-selection delivery
Handle with F 1/2" swivel joint
Flexible end 90°
Automatic drop valve Ø 14 mm



024-1247-D00

Art. 024-1247-D00

Oil digital nozzle with PRESELECTION equipped with:
Oil digital flow meter with pre-selection delivery
Handle with F 1/2" swivel joint
Rigid end 90°
Automatic drop valve Ø 14 mm



024-1247-P00

Art. 024-1247-P00

Oil digital nozzle with PRESELECTION equipped with:
Oil digital flow meter with pre-selection delivery
Handle with F 1/2" swivel joint
Flexible end
Automatic drop valve Ø 14 mm

Technical Data	024-1247-A/B/C/D00	024-1247-P00
Inlet/outlet connection	F 1/2" G	F 1/2" G
Pressure min/max	0,35 - 70 bar	0,35 - 70 bar
Flow min/max	1 - 35 l/min	1 - 30 l/min
Temperature	-10 C° + 50 C°	-10 C° + 50 C°
Accuracy	+/- 0,5%	+/- 0,5%
Lithium battery	4 x 1,5 V	4 x 1,5 V

Oil dispensing gun with PRE-SELECTED or manual delivery. The user can calibrate it according to the different units of measurement (litres, gallons, pints). It is provided calibrated in litres, but it can be easily calibrated by the user.

MECHANICAL NOZZLE FOR MEASURING AND DISPENSING OF OIL AND SIMILAR



Art. 024-1249-A00

Oil mechanical nozzle equipped with:
Oil mechanic flow meter (Art.024-1249-000)
Handle with F 1/2" swivel joint
Flexible end 90°
Manual drop valve Ø 12 mm



024-1249-A00

Art. 024-1249-B00

Oil mechanical nozzle equipped with:
Oil mechanic flow meter (Art.024-1249-000)
Handle with F 1/2" swivel joint
Rigid end 90°
Manual drop valve Ø 12 mm



024-1249-B00

Art. 024-1249-C00

Oil mechanical nozzle equipped with:
Oil mechanic flow meter (Art.024-1249-000)
Handle with F 1/2" swivel joint
Flexible end 90°
Automatic drop valve Ø 14 mm



024-1249-C00

Art. 024-1249-D00

Oil mechanical nozzle equipped with:
Oil mechanic flow meter (Art.024-1249-000)
Handle with F 1/2" swivel joint
Rigid end 90°
Automatic drop valve Ø 14 mm



024-1249-D00

Art. 024-1249-000

Oil mechanical flow meter
It is equipped 3 figures + 1 decimal.
Display 6 figures resettable



024-1249-000

Technical Data	024-1249-000
Inlet/outlet connection	F 1/2" G
Pressure min/max	0,35 - 70 bar
Flow min/max	1 - 30 l/min
Accuracy	+/- 0,1%

NOZZLE FOR DISPENSING OF ANTI-FREEZE AND WINDSCREEN LIQUID



024-1232-H00

Art. 024-1232-H00

Water and anti-freeze dispensing nozzle equipped with:
Handle with F 3/8" swivel joint
Rigid end 30°



024-1237-000

Art. 024-1237-000

Anti-freeze dispensing nozzle equipped with:
Handle with F 1/2" swivel joint
Flexible end 90°
Manual drop valve Ø 12 mm



024-1237-V00

Art. 024-1237-V00

Windscreen dispensing nozzle equipped with:
Handle with F 1/2" swivel joint
Rigid end 30° stainless steel



024-1237-A00

Art. 024-1237-A00

Anti-freeze digital dispensing nozzle equipped with:
Digital flow meter (Art.024-1238-000)
Rubber protection
Handle with F 1/2" swivel joint
Flexible end 90°
Manual drop valve Ø 12 mm



024-1237-W00

Art. 024-1237-W00

Windscreen digital dispensing nozzle equipped with:
Digital flow meter (Art.024-1238-000)
Rubber protection
Handle with F 1/2" swivel joint
Rigid end 30° stainless steel



024-1238-000

Art. 024-1238-000

Digital flow meter for anti-freeze and windscreen liquid
It is equipped with two displays, one for partial measures (resettable) and one for total measures (not resettable) of the dispensed fluid

Technical Data	024-1238-000
Inlet/outlet connection	F 1/2" G
Pressure min/max	0,35 - 70 bar
Flow min/max	1 - 35 l/min
Temperature	-10 C° + 50 C°
Accuracy	+/- 0,5%
Lithium battery	2 x 1,5 V

DIGITAL FLOW METER FOR MEASURING AND DISPENSING OF OIL AND SIMILAR



Art. 024-1234-000

Oil digital flow meter

Delivery max 35 l/min

It is equipped with two displays, one for partial measures (resettable) and one for total measures (not resettable) of the dispensed fluid



024-1234-000

Art. 024-1238-000

Digital flow meter for anti-freeze and windscreen liquid

Delivery max 35 l/min

It is equipped with two displays, one for partial measures (resettable) and one for total measures (not resettable) of the dispensed fluid



024-1238-000

Art. 024-1246-000

RECALIBRATING oil digital flow meter

Delivery max 35 l/min

It is equipped with two displays, one for partial measures (resettable) and one for total measures (not-resettable) of the dispensed fluid



024-1246-000

Art. 024-1251-000

Oil digital flow meter high delivery

Delivery max 60 l/min

It is equipped with two displays, one for partial measures (resettable) to 5 digits and one for total measures (not resettable) to 8 digits of the dispensed fluid



024-1251-000

Art. 024-1252-000

Oil digital flow meter high delivery

Delivery max 150 l/min

It is equipped with two displays, one for partial measures (resettable) to 5 digits and one for total measures (not resettable) to 8 digits of the dispensed fluid



024-1252-000

Technical Data	024-1234-000	024-1238-000	024-1246-000	024-1251-000	024-1252-000
Inlet/outlet connection	F 1/2" G	F 1/2" G	F 1/2" G	F 3/4"-1"	1" 1/2"
Pressure min/max	0,35 - 70 bar	0,35 - 70 bar	0,35 - 70 bar	1 - 70 bar	1 - 20 bar
Flow min/max	1- 35 l/m	1 - 35 l/m	1 - 35 l/m	6 - 60 l/m	15 - 150 l/m
Temperature	-10° + 70° C	-10° + 70° C	-10° + 50° C	-10° + 70° C	-10° + 70° C
Accuracy	+/- 0,5%	+/- 0,5%	+/- 0,5%	+/- 0,5%	+/- 0,5%
Lithium battery	2 x 1,5 V	2 x 1,5 V	1 x 3 V	2 x 1,5 V	2 x 1,5 V

The digital flow meters allow to show correctly the push-button delivery, equipped with two displays, one for partial measures resettable and one for total measures not resettable that underline the dispensed fluid. Suitable for different type of oils, low, medium or high viscosity.



024-1255-A00

Art. 024-1255-A00
Flexible end 90°
Manual drop valve Ø 12 mm



024-1255-B00

Art. 024-1255-B00
Rigid end 90°
Manual drop valve Ø 12 mm



024-1255-C00

Art. 024-1255-C00
Flexible end 90°
Automatic drop valve Ø 14 mm



024-1255-D00

Art. 024-1255-D00
Rigid end 90°
Automatic drop valve Ø 14 mm



024-1255-G00

Art. 024-1255-G00
Flexible end high delivery
Manual drop valve Ø 18 mm



024-1255-H00

Art. 024-1255-H00
Rigid end high delivery
Manual drop valve Ø 18 mm



024-1257-000

Art. 024-1257-000
Manual drop valve Ø 12 mm
with F 1/4" G inlet connection



024-1257-G00

Art. 024-1257-G00
Manual drop valve Ø 18 mm
with F 1/2" G inlet connection high delivery



024-1258-000

Art. 024-1258-000
Automatic drop valve Ø 14 mm
with F 1/4" G inlet connection



024-1259-004

Art. 024-1259-004
M-F 1/2" G swiveling joint
Furnished with filter



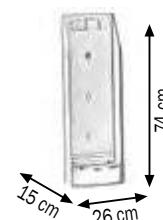
024-1259-005

Art. 024-1259-005
M-F 3/4" G swiveling joint



024-1785-000

Art. 024-1785-000
Support for picking up drops for oil nozzle
Equipped with:
Hook for stop oil nozzle
Removable basin picking up drops



Art. 025-1260-000

Threaded ring Ø 30 mm for pumps fastening
It connects to either the original drum or fixing bracket (Art.025-1265-000)



025-1260-000

Art. 025-1262-000

Threaded ring Ø 42 mm for pumps fastening
It connects to either the original drum or fixing bracket (Art.025-1265-000)



025-1262-000

Art. 025-1264-000

Threaded ring Ø 50 mm for pumps fastening
It connects to either the original drum or fixing bracket (Art.025-1265-000)



025-1264-000

Art. 025-1265-000

Painted steel wall fixing bracket
For wall fixing pump Mod.500-600-800



025-1265-000

Art. 025-1265-010

Painted steel wall fixing bracket
With rubber anti-vibration spacer
For wall fixing industrial pump flanged and break



025-1265-010

Art. 025-1266-000

Wall fixing bracket
for diaphragm pumps



025-1266-000

Art. 025-1267-000

Fixing tank bracket
for pump-hose reel



025-1267-000

Art. 025-1267-B00

Fixing tank bracket set
for picking up drops on the cistern



025-1267-B00



025-1268-094

Art. 025-1268-094

Shank for wall-fixing pumps

Composed by:

Ø 42 mm hose 940 mm length

Ø 25 mm hose adaptor

Foot valve with filter

Art. 025-1268-125

Shank for wall-fixing pumps

Composed by:

Ø 42 mm hose 1250 mm length

Ø 25 mm hose adaptor

Foot valve with filter



025-1269-094

Art. 025-1269-094

STAINLESS STEEL shank hose for wall-fixing pumps

Composed by:

Ø 42 mm STAINLESS STEEL hose 940 mm length

Ø 25 mm stainless steel hose adaptor

Foot valve with filter

Art. 025-1269-125

STAINLESS STEEL shank hose for wall-fixing pumps

Composed by:

Ø 42 mm STAINLESS STEEL hose 1250 mm length

Ø 25 mm stainless steel hose adaptor

Foot valve with filter



025-1270-094

Art. 025-1270-094

Shank hose for wall-fixing pumps set

Composed by:

Art.025-1268-094 Ø 42 mm hose 940 mm length

Art.025-1262-000 Threaded ring for pumps fastening Ø 42 mm

Art.910-0600-020 Flex hose Ø 25 2,0 m length

Art. 025-1270-125

Shank hose for wall-fixing pumps set

Composed by:

Art.025-1268-094 Ø 42 mm hose 1250 mm length

Art.025-1262-000 Threaded ring for pumps fastening Ø 42 mm

Art.910-0600-020 Flex hose Ø 25 2,0 m length



025-1271-094

Art. 025-1271-094

STAINLESS STEEL shank hose for wall-fixing pumps set

Composed by:

Art.025-1269-094 Ø 42 mm STAINLESS STEEL hose 940 mm length

Art.025-1262-000 Threaded ring for pumps fastening Ø 42 mm

Art.911-0600-020 Flex blue hose Ø 25 2,0 m length

Art. 025-1271-125

STAINLESS STEEL shank hose for wall-fixing pumps set

Composed by:

Art.025-1269-094 Ø 42 mm STAINLESS STEEL hose 1250 mm length

Art.025-1262-000 Threaded ring for pumps fastening Ø 42 mm

Art.911-0600-020 Flex blue hose Ø 25 2,0 m length

Art. 025-1272-000

First connection 1" G - M40X1,25

It connects the pump to the modular extensions



025-1272-000



025-1274-000

Art. 025-1274-000

Connection

Allow the connection between the modular extensions

Art. 025-1275-025

Ø 42 mm 250 mm length extension

Art. 025-1275-050

Ø 42 mm 500 mm length extension

Art. 025-1275-092

Ø 42 mm 912 mm length extension

Art. 025-1275-122

Ø 42 mm 1212 mm length extension



025-1275-025/050/092/122

Art. 025-1276-000

Oil shank end with filter Ø 42 mm



025-1276-000



025-1277-000

Art. 025-1277-000

Shank valve with air aspiration block

Thread 1" F to connect to the modular extensions

Art. F96-0900-424

Control valve overpressure system

Calibration 5-50 bar F-F 1/2"



F96-0900-424



F96-0900-525

Art. F96-0900-525

Control valve overpressure system

Calibration 5-50 bar F-F 3/4"

Art. F94-0600-626

Brass connection 90° F-F 1"



F94-0600-626



F94-1600-626

Art. F94-1600-626

STAINLESS STEEL connection 90° F-F 1"

Art. F94-0540-625

Brass connection fixed rubber M1" Ø 25 mm



F94-0540-625



F94-1540-625

Art. F94-1540-625

STAINLESS STEEL connection fixed rubber M1" Ø 25 mm



F96-0500-004



F96-0502-004



F96-0500-005



F96-0502-005



F96-0100-404



F96-0100-403



910-0600-020



911-0600-020



Art. F96-0500-004

Quick disconnect coupling female 1/2"
Interchangeability according to ISO 7241-A

Art. F96-0502-004

Quick disconnect coupling male 1/2"
Interchangeability according to ISO 7241-A

Art. F96-0500-005

Quick disconnect coupling female 3/4"
Interchangeability according to ISO 7241-A

Art. F96-0502-005

Quick disconnect coupling male 3/4"
Interchangeability according to ISO 7241-A

Art. F96-0100-404

Galvanized steel nipple M1/2"G x M1/2"G

Art. F96-0100-505

Galvanized steel nipple M3/4"G x M3/4"G

Art. F96-0100-606

Galvanized steel nipple M1"G x M1"G

Art. F96-0100-403

Galvanized steel nipple of reduction M1/2"G x M3/8"G

Art. F96-0100-504

Galvanized steel nipple of reduction M3/4"G x M1/2"G

Art. F96-0100-604

Galvanized steel nipple of reduction M1"G x M1/2"G

Art. F96-0100-605

Galvanized steel nipple of reduction M1"G x M3/4"G

Art. 910-0600-020

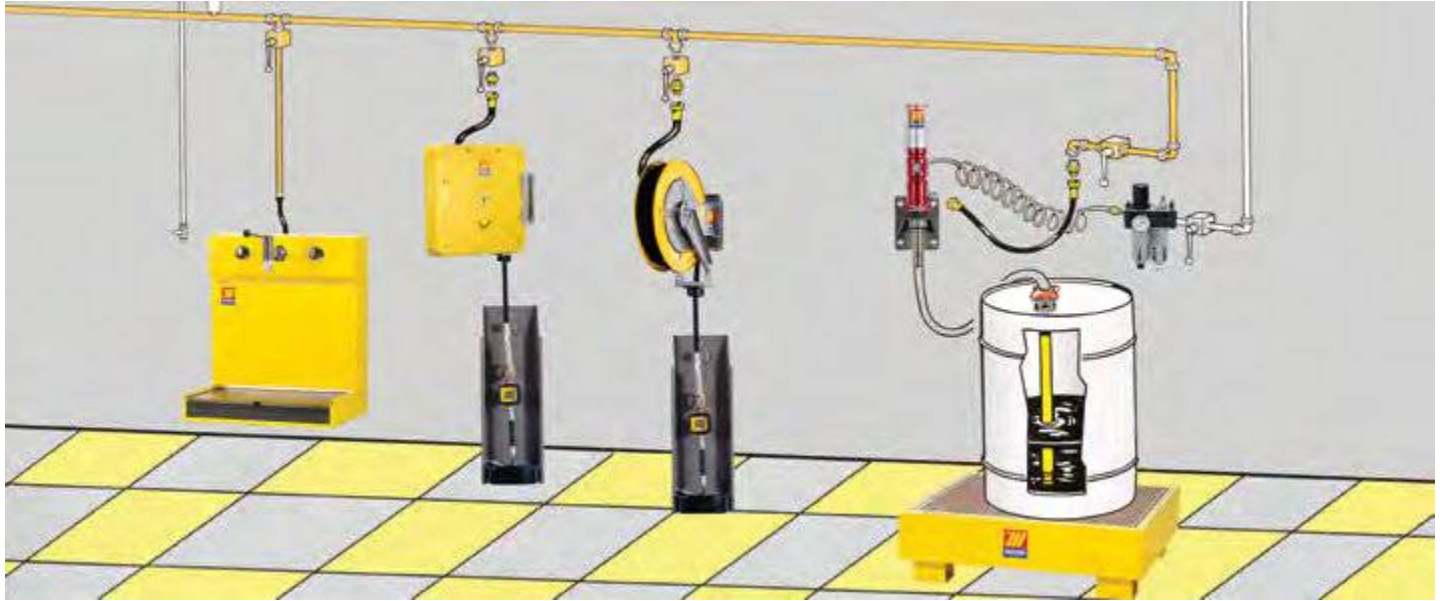
Flexible shank hose 1" Ø 25 mm 2 m length
In black rubber spiralcabur 10 bar sleeve
For wall-fixing pumps

Art. 911-0600-020

Flexible shank hose 1" Ø 25 mm 2 m length
In blue rubber spiral 10 bar sleeve
For wall-fixing pumps with STAINLESS STEEL shank

Connection flexible hoses

Article	Characteristics	Pressure	Burst	Length
906-0424-015	R1 1/2" F - F	W.P.160 bar	640 bar	1,5 m
906-0424-020	R1 1/2" F - F	W.P.160 bar	640 bar	2,0 m
906-0404-030	R1 1/2" M - F	W.P.160 bar	640 bar	3,0 m
906-0404-040	R1 1/2" M - F	W.P.160 bar	640 bar	4,0 m
906-0404-050	R1 1/2" M - F	W.P.160 bar	640 bar	5,0 m
906-0404-060	R1 1/2" M - F	W.P.160 bar	640 bar	6,0 m
906-0404-075	R1 1/2" M - F	W.P.160 bar	640 bar	7,5 m
906-0404-080	R1 1/2" M - F	W.P.160 bar	640 bar	8,0 m
906-0404-100	R1 1/2" M - F	W.P.160 bar	640 bar	10,0 m
906-0525-010	R1 3/4" F - F	W.P.105 bar	420 bar	1,0 m
906-0525-020	R1 3/4" F - F	W.P.105 bar	420 bar	2,0 m
906-0505-030	R1 3/4" M - F	W.P.105 bar	420 bar	3,0 m
906-0626-010	R1 1" F-F	W.P.88 bar	352 bar	1,0 m
906-0626-020	R1 1" F-F	W.P.88 bar	352 bar	2,0 m
906-0606-030	R1 1" M-F	W.P.88 bar	352 bar	3,0 m



In the installation plants for fluids distribution the choice of the hoses is not the only important thing. It's necessary to: connect the ball valve at the beginning of each line, in each deviation or delivery point (e.g. before the connection of the hose reels). Apply a bleed air system in the higher point of the line. Apply a filter at the beginning of the air line that feed the pump. It's necessary to pay attention on the choice of connections, shunting, curves and everything that can cause a narrowing, not to damage the working efficiency of the whole plant. Every line for the distribution of oil and similar and anti-freeze liquid should have hoses (in stainless steel, in rubber...) for high pressure at 60 bar, smooth, without welding and with connections that must have an inside diameter bigger than the hose in order to avoid contractions.

LEADING OIL LINE

Hoses dimension

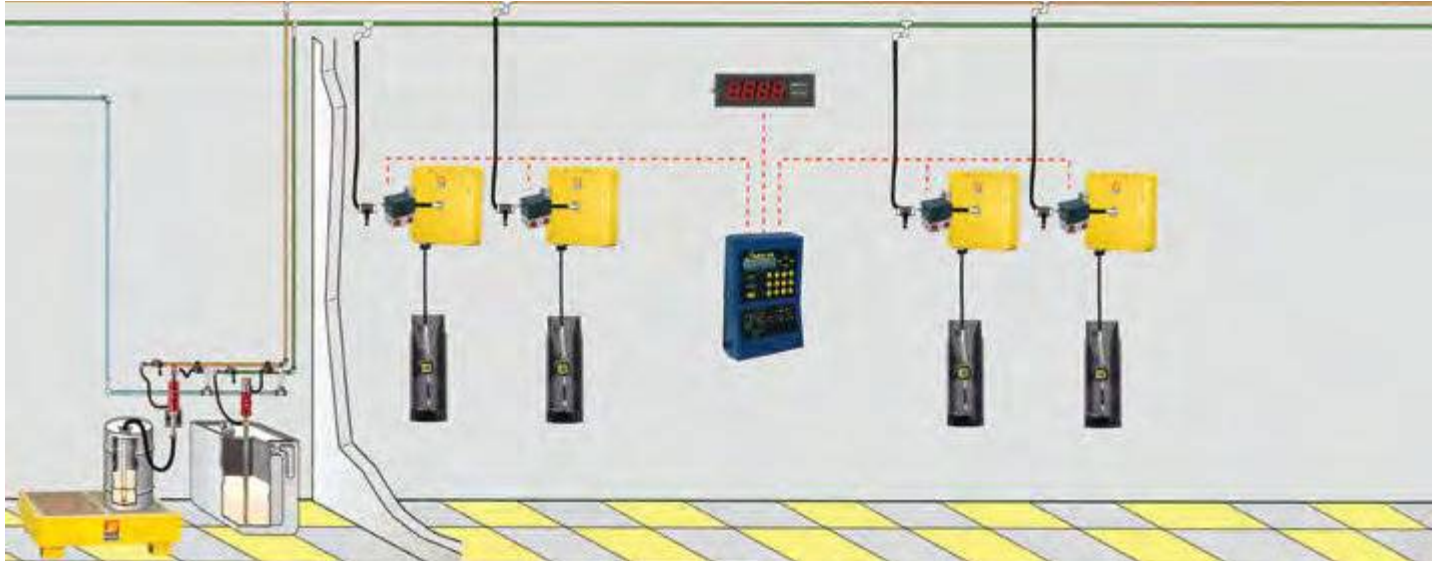
3/4" Ø inside 19 mm

1" Ø inside 25 mm

1.1/4" Ø inside 30 mm

FALL

3/4" Ø inside 19 mm



026-1980-000

Art. 026-1980-000

Oil management system JMCO

The system control has 4 different distributing points with 4 different products built-in printer and display



026-1993-000

Art. 026-1993-000

Pulser set GPV bivalve

The valves enable the preselected dispense quantity to switch off at the precise moment Inlet-outlet connection G 1/2" FF



026-1996-000

Art. 026-1995-000

Pulser set GPVS monovalve

The valve enable the preselected dispense quantity to switch off at the precise moment Inlet-outlet connection G 1/2" FF

Art. 026-1996-000

Group pulser GPVS windscreen

The valve enable the preselected dispense quantity of **anti-freeze and windscreen liquid** to switch off at the precise moment Inlet-outlet connection G 1/2" FF



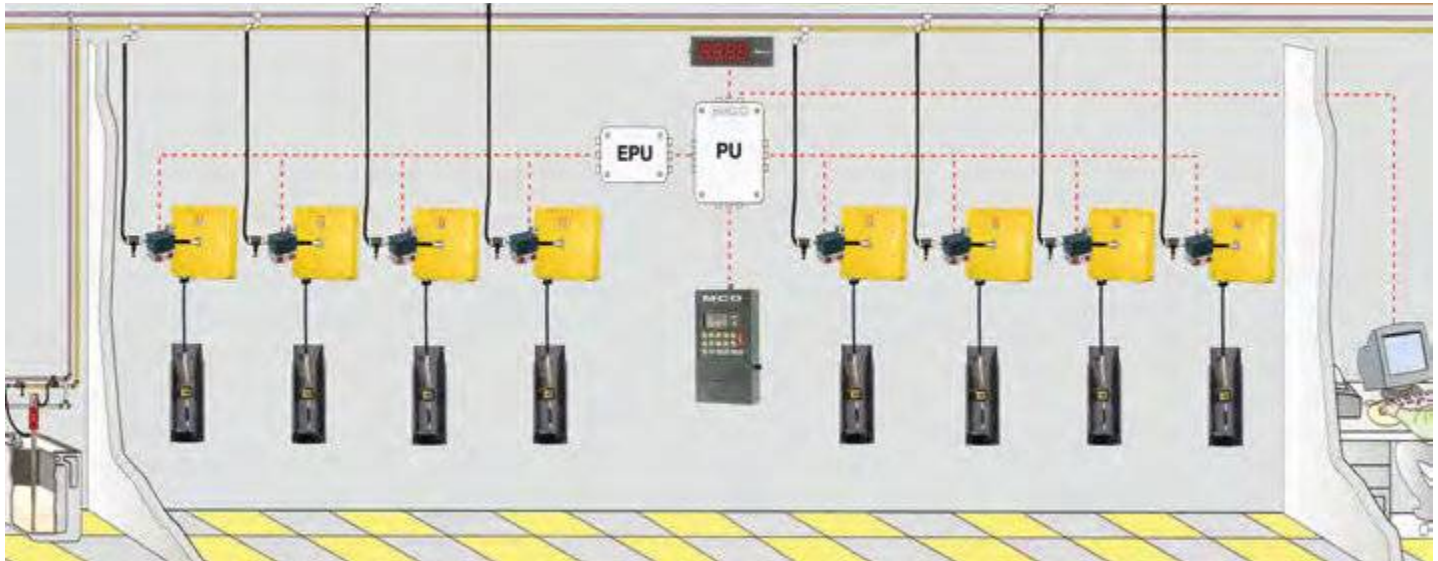
026-1998-000

Art. 026-1998-000

Lightning remote display LD

Permits to visual the dispense quantity, with precision, also at distance

The oil management system is designed to control and manage lubricants and other fluids to obtain supply liquids with a tolerance +/- 0,5%. The control unit JMCO can manage until to 4 dispensing points with 4 different products. Permits to dispense in pre-selection and to manage the quantity on the tanks.



Art. 026-1983-000

Oil management MCO with POWER UNIT PU

Each system control until to 12 hose reels as system Stand Alone
Can be connected to network and PC until to 32 systems
Equipped with a printer and a display

Art. 026-1984-000

Oil management MCO with POWER UNIT PU

Without ticket issue

Art. 026-1992-000

Expansion unit EPU

Permits to control 4 further hose reels
Max 2 EPU per system MCO

Art. 026-1993-000

Pulser set GPV bivalve

The valves enable the preselected dispense quantity to switch off at the precise moment
Inlet-outlet connection G 1/2" FF

Art. 026-1995-000

Pulser set GPVS monovalve

The valves enable the preselected dispense quantity to switch off at the precise moment
Inlet-outlet connection G 1/2" FF

Art. 026-1996-000

Pulser set GPVS windscreen

The valve enable the preselected dispense quantity of **anti-freeze and windscreen liquid** to switch off at the precise moment
Inlet-outlet connection G 1/2" FF

Art. 026-1998-000

Lightning remote display LD

Permits to visual the dispense quantity, with precision, also at distance

Art. 026-1999-000


Kit personal computer

It contains the software MCO for the management of the dispense from PC

The oil management system is designed to control and manage lubricants and other fluids to obtain supply liquids with a tolerance +/- 0,5%. Each system MCO control until to 12 hose reels as system Stand Alone or as interface system PC, can be connected to network and PC until to 32 systems. The software MCO is easy because it is develop in environmental Windows, permits to select the language between the most available. Permits to dispense in pre-selection and to manage the quantity on the tanks.



026-1983-000



026-1984-000



026-1992-000



026-1993-000



026-1996-000



026-1998-000



026-1999-000



026-2002-000

Art. 026-2002-000

Level indicator OCIO

Management continue system of the level in the tank



026-2004-000

Art. 026-2004-000

OCIO GSM QUAD BAND Control unit

For the remote management of the liquid in the tank



026-2006-000

Art. 026-2006-000

Hose with end for the survey of the quantity of oil low-high viscosity



026-2009-001

Art. 026-2009-001

Interface and software for the connection with 1 level indicator



026-2009-004

Art. 026-2009-004

Interface and software for the connection with 4 level indicator

Art. 026-2009-008

Interface and software for the connection with 8 level indicator

Art. 026-2009-012

Interface and software for the connection with 12 level indicator

The management continue system of the level in the tank, find the static management generated from the height of the liquid with a hose inside the tank and visual the level of the liquid or the volume.

On the basis of the preselected alarm level the control unit work as switch for the operated of alarm device or of feed block to the connected equipment. Max height 4m, probe 10 m length.

Art. 027-1305-000

24 l pneumatic oil dispenser

Equipped with:

Tank capacity 24 l (with level indicator)

Delivery hose: spring PU 3 m length


Oil dispensing nozzle with flexible

Drop valve Ø 12 mm

Filling drum funnel



027-1305-000 11,920 0,074 1



027-1305-000

Art. 027-1307-000

24 l pneumatic oil dispenser stainless steel

Equipped with:

Tank capacity 24 l (with level indicator)

Delivery hose: spring PU 3 m length

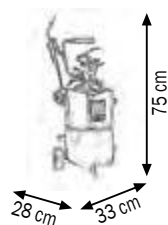
Oil dispensing nozzle with flexible

Drop valve Ø 12 mm

Filling drum funnel



027-1307-000 11,900 0,074 1



027-1307-000

Art. 027-1310-000

50 l pneumatic oil dispenser

Equipped with:

Tank capacity 50 l (with level indicator)

Delivery hose: spring PU 3 m length

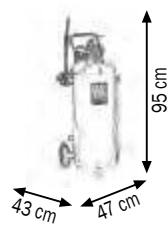
Oil dispensing nozzle with flexible

Drop valve Ø 12 mm

Filling drum funnel



027-1310-000 24,540 0,152 1



027-1310-000

Advised for the filling and maintenance of oil. The tank has to be filled for 4/5 of its capacity and when air is put inside at 6-8 bar it works automatically without any continuous link to compressed air.



027-1306-000

Art. 027-1306-000

24 I pneumatic oil dispenser

Equipped with:

Tank capacity 24 I (with level indicator)

Delivery hose: Ø 12 mm spring PU hose 3 m length

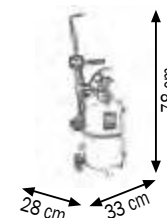
Digital nozzle (Art.024-1233-A00)

With flexible end drop valve

Filling drum funnel



027-1306-000	13,000	0,074	1
--------------	--------	-------	---



027-1308-000

Art. 027-1308-000

24 I pneumatic oil dispenser stainless steel

Equipped with:

Tank capacity 24 I (with level indicator)

Delivery hose: Ø 12 mm spring PU hose 3 m length

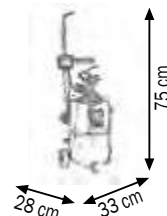
Digital nozzle (Art.024-1233-A00)

With flexible end drop valve

Filling drum funnel



027-1308-000	13,000	0,074	1
--------------	--------	-------	---



027-1312-000

Art. 027-1312-000

50 I pneumatic oil dispenser

Equipped with:

Tank capacity 50 I (with level indicator)

Delivery hose: Ø 12 mm spring PU hose 3 m length

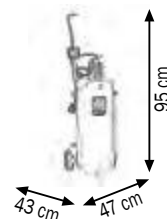
Digital nozzle (Art.024-1233-A00)

With flexible end drop valve Ø 12 mm

Filling drum funnel



027-1312-000	25,620	0,152	1
--------------	--------	-------	---



Advised for the filling and maintenance of oil. The tank has to be filled for 4/5 of its capacity and when air is put inside at 6-8 bar it works automatically without any continuous link to compressed air.

Art. 027-1314-000

65 l pneumatic oil dispenser

Composed by:

Tank capacity 65 l (with level indicator)

Art.024-1232-C00 Oil dispensing nozzle with flexible hose and drop valve

Art.906-0404-030 Delivery hose 3 m length

Art.020-1190-000 Oil pump ratio=3:1 30 l/min

Art. 027-1315-000

65 l pneumatic oil dispenser

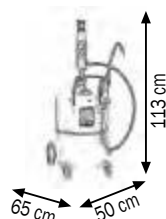
Composed like Art.027-1314-000 but with:

Art.020-1200-000 Oil pump ratio=5:1 28 l/min



027-1314-000	30,300	0,210	2
--------------	--------	-------	---

027-1315-000	30,550	0,210	2
--------------	--------	-------	---



027-1314-000

Art. 027-1316-000

65 l pneumatic oil dispenser with digital nozzle

Composed by:

Tank capacity 65 l (with level indicator)

Art.024-1233-C00 Oil dispensing nozzle with flexible hose and drop valve

Art.906-0404-030 Delivery hose 3 m length

Art.020-1190-000 Oil pump ratio=3:1 30 l/min

Art.027-1317-000

65 l pneumatic oil dispenser with digital nozzle

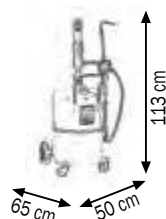
Composed like Art.027-1316-000 but with:

Art.020-1200-000 Oil pump ratio=5:1 28 l/min



027-1316-000	31,790	0,210	2
--------------	--------	-------	---

027-1317-000	32,050	0,210	2
--------------	--------	-------	---



027-1316-000

Art. 027-1329-000

65 l manual oil dispenser

Composed by:

Tank capacity 65 l (with level indicator)

Oil dispensing nozzle with flexible hose and drop valve (Art.024-1232-F00)

Delivery hose 2 m length

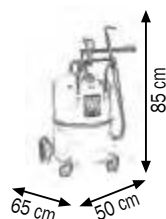
Double-acting manual oil pump

delivery quantity for each

lever action 220 gr



027-1329-000	25,470	0,190	1
--------------	--------	-------	---



027-1329-000

Equipment supplied with pneumatic or manual pump, advised for the filling and maintenance of oils of every viscosity. The working pressure can swing between 3,5 - 8,5 bar obtaining a medium delivery of 13 l/min.



027-1320-000

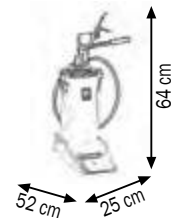
Art. 027-1320-000

16 l manual oil dispenser

Equipped with:
 Tank capacity 16 l
 Manual pump
 Delivery hose 2,0 m length
 With level valve, rigid end 30°



027-1320-000	12,800	0,090	1
---------------------	--------	-------	---



027-1322-000

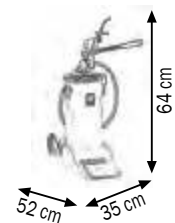
Art. 027-1322-000

16 l wheeled manual oil dispenser

Equipped with:
 Tank capacity 16 l
 Manual pump
 Delivery hose 2,0 m length
 With level valve, rigid end 30°



027-1322-000	13,950	0,090	1
---------------------	--------	-------	---



027-1326-000

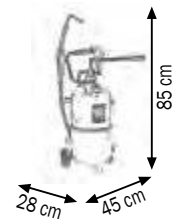
Art. 027-1326-000

24 l manual oil dispenser

Equipped with:
 Tank capacity 24 l (with level indicator)
 Double-acting manual pump
 Oil dispensing nozzle with flexible hose and drop valve (Art.024-1232-F00)
 Delivery hose 2,0 m length



027-1326-000	14,200	0,074	1
---------------------	--------	-------	---



027-1328-000

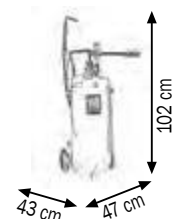
Art. 027-1328-000

50 l manual oil dispenser

Equipped with:
 Tank capacity 50 l (with level indicator)
 Double-acting manual pump
 Oil dispensing nozzle with flexible hose and drop valve (Art.024-1232-F00)
 Delivery hose 2,0 m length



027-1328-000	26,540	0,196	1
---------------------	--------	-------	---



Manual oil dispensers with double-acting manual pump, suitable for high viscosity oils (SAE 15-220). They are advised for the filling or dispensing of motor oils, transmissions, differential gears, hydraulic power packs and so on.

Art. 027-1336-000

Double-acting oil pump for drums of 50-220 l

Equipped with:

Threaded ring for drum connection

Oil dispensing nozzle with flexible hose and drop valve (Art.024-1232-F00)

Delivery hose 2,0 m length

Telescopic shank

min 700 max 1000 mm length

Quantity of delivered oil for cycle 250 gr

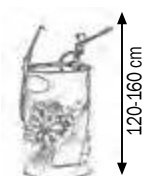


027-1336-000

6,360

0,031

1



027-1336-000

Art. 027-1338-000

Double-acting wheeled oil pump for drums of 30-60 l

Composed by:

Art.027-1336-000 Manual pump

Art.030-1395-000 4-wheels trolley

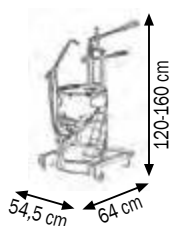


027-1338-000

19,960

0,076

1



027-1338-000

Art. 027-1325-000

Oil and diesel fuel transfer pump

Telescopic shank for drums of 30-220 l

Delivery capacity 30 l/min

Art. 027-1325-A00

Transfer pump for anti-freeze liquid, solvents

Telescopic shank for drums of 30-220 l

Delivery capacity 30 l/min



027-1325-000

2,370

0,008

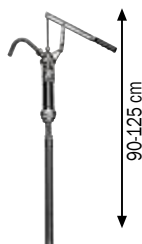
1

027-1325-A00

2,370

0,008

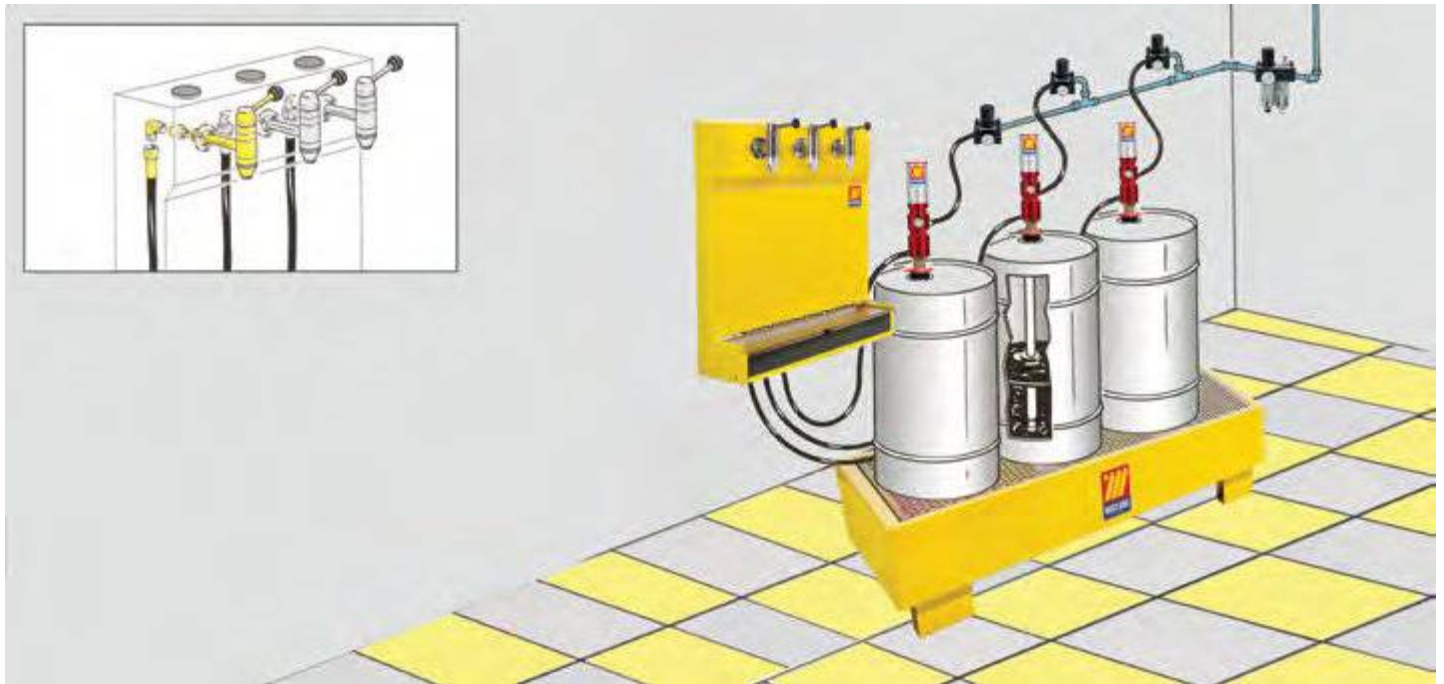
1



027-1325-000

Suitable for the dispensing of low and high viscosity oils (SAE 15-220); they are prearranged for the direct application to the pump tank.

Example of installation with flexible hose



Example of installation with fixed system



It is an alternative solution for those situations in which there are no hose-reels. It assures a quick delivery, clean and without waste of lubricating oils for the different needs. Connected to an air-operated pump (one for each cock) and using the cock lever the dispenser is always ready. It is always furnished with an operating cock, it is pre-arranged for other two cocks and it allows the simultaneous delivery of three different types of fluid.

Art. 027-1340-000

Oil dispenser bar

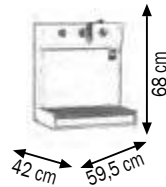
Equipped with:

N. 1 Cock with lever (Art.027-1348-000)

Removable basin for picking up drops

Supporting grate

			
027-1340-000	22,800	0,086	1



027-1340-000

Art. 027-1340-B00

Oil dispenser bar

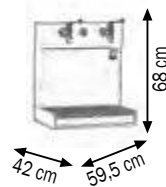
Equipped with:

N. 2 Cocks with lever (Art.027-1348-000)

Removable basin for picking up drops

Supporting grate

			
027-1340-B00	24,000	0,086	1



027-1340-B00

Art. 027-1340-C00

Oil dispenser bar

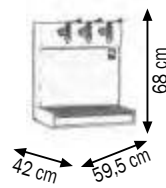
Equipped with:

N. 3 Cocks with lever (Art.027-1348-000)

Removable basin for picking up drops

Supporting grate

			
027-1340-C00	25,250	0,086	1



027-1340-C00

Art. 027-1344-000

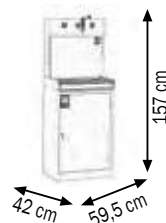
Oil dispenser bar with cabinet

Composed by:

Art.027-1340-000 dispenser bar N.1 Cock with lever

Art.027-1352-000 Cabinet 1 door with lock, inside drawer and two shelf

			
027-1344-000	45,000	0,314	1



027-1344-000



027-1342-000

Art. 027-1342-000

Oil dispenser bar with digital flow meter

Equipped with:

N.1 Digital flow (Art.027-1351-000)

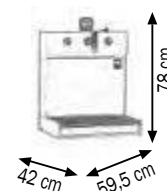
N.1 Cock with lever (Art.027-1348-000)

Removable basin for picking up drops

Supporting grate



027-1342-000 23,560 0,086 1



027-1342-B00

Art. 027-1342-B00

Oil dispenser bar with digital flow meter

Equipped with:

N. 2 Digital flows (Art.027-1351-000)

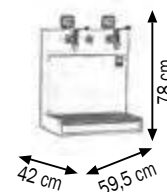
N. 2 Cocks with lever (Art.027-1348-000)

Removable basin for picking up drops

Supporting grate



027-1342-B00 24,760 0,086 1



027-1342-C00

Art. 027-1342-C00

Oil dispenser bar with digital flow meter

Equipped with:

N. 3 Digital flows (Art.027-1351-000)

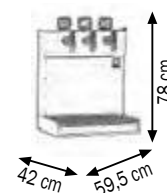
N. 3 Cocks with lever (Art.027-1348-000)

Removable basin for picking up drops

Supporting grate



027-1342-C00 26,000 0,086 1



027-1346-000

Art. 027-1346-000

Oil dispenser bar with cabinet and digital flow meter

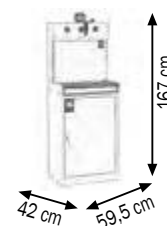
Composed by:

Art.027-1342-000 dispenser bar N.1 Cock with lever

Art.027-1352-000 Cabinet 1 door with lock, inside drawer and two shelf



027-1346-000 46,000 0,314 2



Art. 027-1343-000

Oil digital dispenser bar with pre-selection

Equipped with:

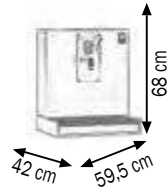
N.1 flow meter manual or with pre-selection

End with automatic drop valve

Removable basin for picking up drops

Supporting grate

			
027-1343-000	22,750	0,086	1



027-1343-000



027-1343-B00

Art. 027-1343-B00

Oil digital dispenser bar with pre-selection





Equipped with:

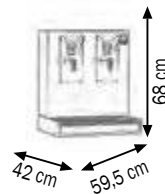
N.2 flow meter manual or with pre-selection

End with automatic drop valve

Removable basin for picking up drops

Supporting grate

			
027-1343-B00	26,100	0,086	1



027-1345-000



027-1345-B00




Art. 027-1345-000

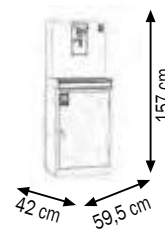
Oil digital dispenser bar with pre-selection with cabinet

Composed by:

Art.027-1343-000 Dispenser bar

Art.027-1352-000 Cabinet 1 door with lock, inside drawer and two shelf

			
027-1345-000	44,950	0,314	1







Art. 027-1345-B00

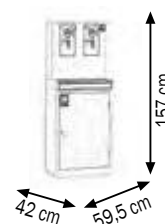
Oil digital dispenser bar with pre-selection with cabinet

Composed by:

Art.027-1343-B00 Dispenser bar

Art.027-1352-000 Cabinet 1 door with lock, inside drawer and two shelf

			
027-1345-B00	48,300	0,314	2



It allows to dispense oil automatically. The quantity to be dispensed can be preset; once this quantity is reached, the dispensing process is interrupted. It is also possible to use the distributor in manual mode.



Art. 027-1347-000

Oil dispenser bar set for drum

Composed by:

Art.020-1195-000 Air-operated oil pump ratio=3:1 bar

Art.027-1349-000 Cock with lever

Art.027-1350-000 Support for decanter

For the distribution of low and high viscosity oil are suitable for the application directly on the oil tank

Art. 027-1348-000

Cock with lever for dispenser bar

A little pressure is enough to make the oil flow without sprays

Art. 027-1348-A00

Cock with lever for dispenser bar

For the delivery of anti-freeze liquid



027-1350-000

Art. 027-1349-000

Cock with lever for dispenser bar

Drum with elbow connection



027-1351-000

Art. 027-1350-000

Support for decanter

Art. 027-1351-000

Set digital flow meter for bar dispenser

Composed by:

Digital flow meter (Art.024-1234-000)

1/2" connection



027-1351-K00

Art. 027-1351-K00

Set connection hose to bar dispenser

Composed by:

R1 1/2" m-f hose 3,0 m length

1/2" F-F L connection

1/2" nipple

Art. 027-1354-000

Polyethylene graduated decanter 1 l

With lid, flexible pipe and plug



Art. 027-1355-000

Polyethylene graduated decanter 2 l

With lid, flexible pipe and plug

027-1354-000 027-1355-000 027-1356-000

Art. 027-1356-000

Polyethylene graduated decanter 5 l

With lid, flexible pipe and plug



027-1359-000

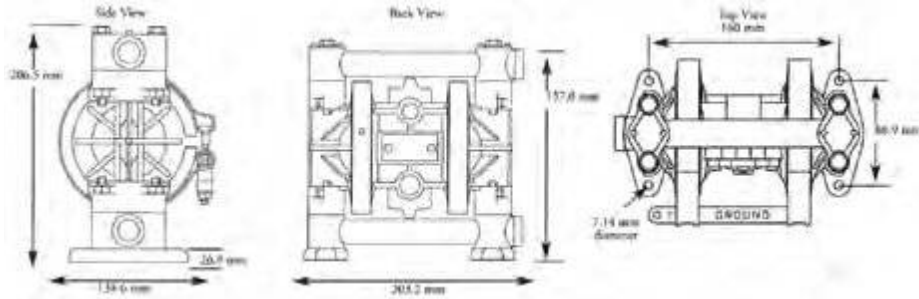
Art. 027-1359-000

Polyethylene funnel Ø 190 mm

With filter, flexible pipe and plug

Art. 028-1360-000

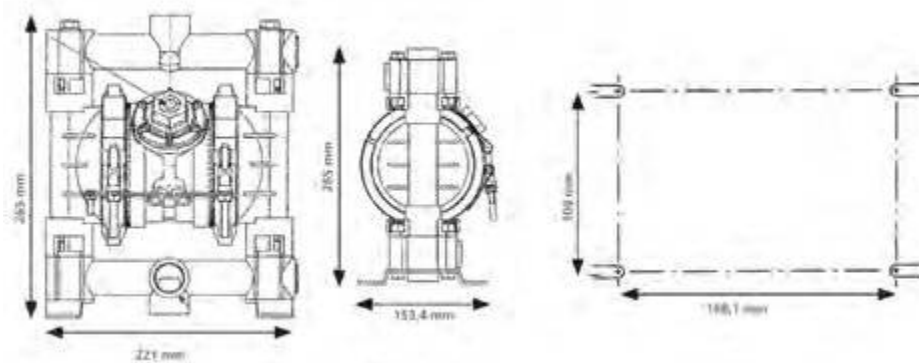
Air-operated double diaphragm pump Mod. 307 delivery 27 l/min
Viton seals



028-1360-000

Art. 028-1362-000

Air-operated double diaphragm pump Mod. 716 delivery 61 l/min
Viton seals



028-1362-000



028-1360-000	2,770	0,007	1
028-1362-000	4,800	0,016	1

Technical Data	028-1360-000	028-1362-000
Pump material	Acetal BSPT	Aluminium
Diaphragm material	Buna	Buna
Ball material	Buna	Buna
Compatible fluids	Mineral oils, diesel fuel, water	Mineral oils, diesel fuel, water
Compression ratio	1:1	1:1
Fluid inlet-outlet connection	F 3/8" G	F 3/4" G
Air inlet connection	F 1/4" G	F 1/4" G
Air max. consumption	0,17 m³/min	0,672 m³ /min
Delivery	27 l/m	61 l/m

All the air-operated double diaphragm pumps have simple valves, extremely reliable for many applications. All the parts can be substituted without opening those parts of the body that are in contact with the fluid. The pumps are guarantee 15-YEARS in the central section of the air valve, and 5-YEARS on the pump.

Art. 029-0978-000

Stainless steel air-operated transfer pump

Mod. 501X ratio=1:1 Delivery capacity 35 l/min

For wall-fixing or fixed positions

It allows different possibilities of application depending on the different accessories

Viton seals

Art. 029-0985-000

Stainless steel air-operated transfer pump

Mod. 501X ratio=1:1 Delivery capacity 35 l/min

For standard barrels of 180-220 l

(shank length 940 mm)

Viton seals

Art. 029-1374-000

Stainless steel air-operated transfer pump

Mod. 603X ratio=3:1 Delivery capacity 30 l/min

For wall-fixing or fixed positions

It allows different possibilities of application depending on the different accessories

Viton seals

Art. 029-1376-000

Stainless steel air-operated transfer pump

Mod. 603X ratio=3:1 Delivery capacity 30 l/min

For standard barrels of 180-220 l

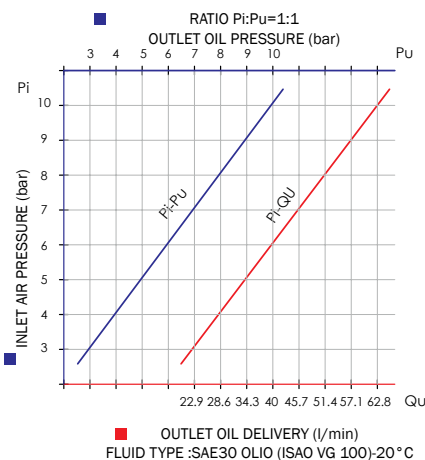
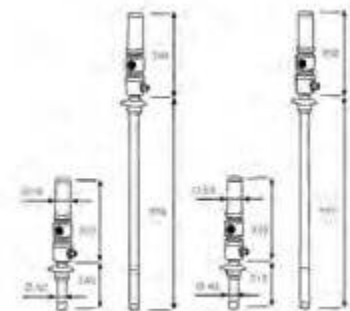
(shank length 940 mm)

Viton seals

With threaded ring for drum connection.



029-0978-000	3,600	0,007	1
029-0985-000	6,800	0,016	1
029-1374-000	5,090	0,007	1
029-1376-000	7,380	0,016	1



TECHNICAL DATA	029-0978-000	029-0985-000	029-1374-000	029-1376-000
Compression ratio	1:1	1:1	3:1	3:1
Working pressure	bar	6-8	6-8	6-8
Air consumption	l/min	200	200	220
Air inlet connection	BSP	F 1/4" G	F 1/4" G	F 1/4" G
Oil outlet connection	BSP	M 1/2" G	M 1/2" G	M 1/2" G
Oil delivery capacity 6 bar	l/min	35	35	30
Noise	dB	80	80	80
Shank diameter	mm	50	50	42
Shank length	mm	245	940	215
For drums with capacity of	l	-	180-220	-

Suitable for fast transferring of anti-freeze and windscreen liquid. The delivery capacity of a pump varies according to particular applications and combinations: the pressure of air supplied; viscosity and temperature of the fluid; dimensions of delivery hose; dimensions of connections and type of gun which is used. The operating pressure may vary between a minimum of 3 bar and a maximum of 8 bar. To optimize the performance and the time-life of the air-operated pumps advise to use filtered and lubricated air.

Art. 029-1380-000

Wall-fixing set for anti-freeze and windscreen liquid

Composed by:

Art.029-0978-000 Stainless steel air-operated pump **ratio=1:1 35 l/min**

Art.025-1265-000 Wall-fixing bracket

Art.025-1269-094 Ø 42mm stainless steel hose 940 mm length

Art.025-1262-000 Threaded ring Ø 42 mm for pumps fastening

Art.911-0600-020 Flex blue hose Ø 25 2,0 m length

Art. 029-1382-000

Wall-fixing set for anti-freeze and windscreen liquid

Composed by:

Art.029-1374-000 Stainless steel air-operated pump **ratio=3:1 30 l/min**

Art.025-1265-000 Wall-fixing bracket

Art.025-1269-094 Ø 42mm stainless steel hose 940 mm length

Art.025-1262-000 Threaded ring Ø 42 mm for pumps fastening

Art.911-0600-020 Flex blue hose Ø 25 2,0 m length



029-1380-000







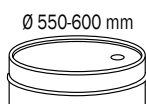
029-1384-000



029-1386-000

OIL DISTRIBUTION

			
029-1380-000	9,700	0,310	1
029-1382-000	11,500	0,310	1



Art. 029-1384-000

Set for anti-freeze liquid for barrels of 180-220 l

Composed by:

Art.029-0985-000 Stainless steel air-operated pump **ratio=1:1 35 l/min**

Art.902-0404-030 R6 1/2" M-F hose 3,0 m length





Art.024-1237-A00 Anti-freeze liquid digital dispensing nozzle

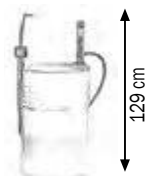
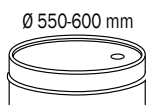
Art. 029-1383-000

Set for anti-freeze liquid for barrels of 180-220 l

Composed like Art.029-1384-000 but with:

Art.024-1237-000 Anti-freeze liquid dispensing nozzle

			
029-1384-000	9,100	0,040	2
029-1383-000	7,600	0,040	2



Art. 029-1386-000

Set for windscreen liquid for barrels of 180-220 l

Composed by:

Art.029-0985-000 Stainless steel air-operated pump **ratio=1:1 35 l/min**

Art.902-0404-030 R6 1/2" M-F hose 3,0 m length





Art.024-1237-W00 Windscreen liquid digital dispensing nozzle

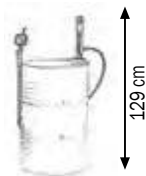
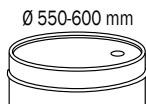
Art. 029-1385-000

Set for windscreen liquid for barrels of 180-220 l

Composed like Art.029-1386-000 but with:

Art.024-1237-V00 Windscreen liquid dispensing nozzle

			
029-1386-000	8,900	0,040	2
029-1385-000	7,400	0,040	2





WHEELED SET FOR ANTI-FREEZE AND WINDSCREEN LIQUID

Art. 029-1388-000

Wheeled set for anti-freeze liquid for barrels of 180-220 l

Composed by:

Art.029-0985-000 **Stainless steel** air-operated pump ratio=1:1 35 l/min

Art.902-0404-030 R6 1/2" M-F hose 3,0 m length

Art.024-1237-A00 Anti-freeze liquid **digital** dispensing nozzle

Art.030-1400-000 Trolley for 180-220 l drums



029-1388-000

Art. 029-1387-000

Wheeled set for anti-freeze liquid for barrels of 180-220 l

Composed like Art.029-1388-000 but with:

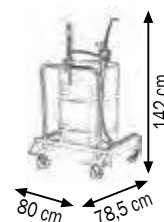
Art.024-1237-000 Anti-freeze liquid dispensing nozzle



029-1388-000 46,800 0,186 2

029-1387-000 45,200 0,186 2

Ø 550-600 mm



Art. 029-1390-000

Wheeled set for windscreen liquid for barrels of 180-220 l

Composed by:

Art.029-0985-000 **Stainless steel** air-operated pump ratio=1:1 35 l/min

Art.902-0404-030 R6 1/2" M-F hose 3,0 m length

Art.024-1237-W00 Windscreen liquid **digital** dispensing nozzle

Art.030-1400-000 Trolley for 180-220 l drums



029-1390-000

Art. 029-1389-000

Wheeled set for windscreen liquid for barrels of 180-220 l

Composed like Art.029-1390-000 but with:

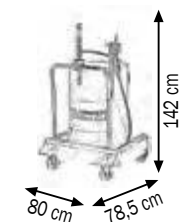
Art.024-1237-V00 Windscreen liquid dispensing nozzle



029-1390-000 46,600 0,186 2

029-1389-000 45,000 0,186 2

Ø 550-600 mm



AIR-OPERATED INDUSTRIAL BREAK PUMPS STAINLESS STEEL AISI 304 FOR CHEMICAL PRODUCTS



Art. 021-0906-XDT

Double-acting air-operated industrial break pump stainless steel AISI 304 for chemical products
ratio=6:1 Delivery capacity 45 l/min
Mod. 906XD break
For wall-fixing or fixed positions.
Teflon seals

Art. 021-1210-XDT

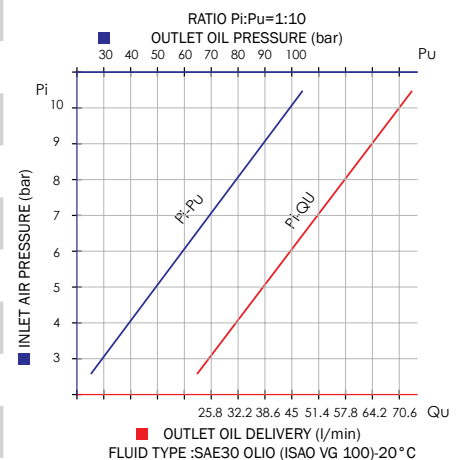
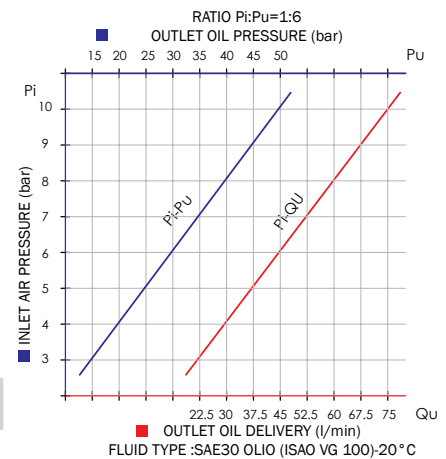
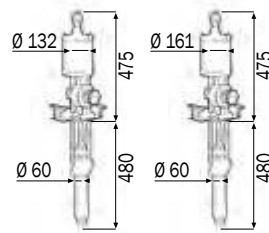
Double-acting air-operated industrial break pump stainless steel AISI 304 for chemical products
ratio=10:1 Delivery capacity 42 l/min
Mod. 1210XD break
For wall-fixing or fixed positions.
Teflon seals



OIL DISTRIBUTION



021-0906-XDT	17,000	0,045	1
021-1210-XDT	18,000	0,045	1



TECHNICAL DATA	021-0906-XDT	021-1210-XDT
Compression ratio	6:1	10:1
Working pressure	bar	6-8
Air consumption at 8 bar	m ³ /min	1,70
Air inlet connection	BSP	F 1/2" G
Fluid outlet connection	BSP	M 3/4" G
Fluid delivery cap. at 6 bar	l/min	45
Noise	dB	80
Shank diameter	mm	60
Shank length	mm	Modular F 1"
For drums	l	-

Automatic engine body and shank kit are divided in order to avoid that the fluid enter directly in contact with device body. These pumps are advised for the transfer of aggressive fluid and chemical products compatible with the material of the pump (**stainless steel and Teflon**).

The delivery capacity of a pump varies according to particular applications and combinations: the pressure of air supplied; viscosity and temperature of the fluid; dimensions of delivery hose; dimensions of connections and type of gun which is used. The operating pressure may vary between a minimum of 3 bar and a maximum of 8 bar. To optimize the performance and the time-life of the air-operated pumps advise to use filtered and lubricated air.



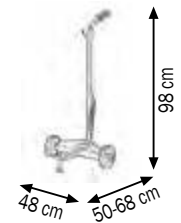
030-1392-000

Art. 030-1392-000
Trolley for 20-60 Kg drums
 Equipped with:
 2 wheels Ø 150 mm
 Band for fixing drums
 Adjustable base



030-1392-000 5,870 0,051 1

Ø 260-420 mm



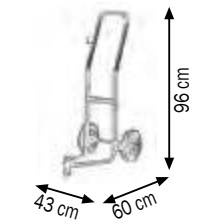
030-1393-000

Art. 030-1393-000
Trolley for 16-30 Kg drums
 Equipped with:
 2 **pneumatic wheels** Ø 220 mm
 Band for fixing drums
 Base dimension 350 x 240 mm



030-1393-000 6,800 0,051 1

Ø 260-350 mm



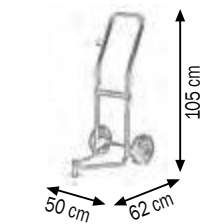
030-1394-000

Art. 030-1394-000
Trolley for 50-60 Kg drums
 Equipped with:
 2 **pneumatic wheels** Ø 220 mm
 Band for fixing drums
 Base dimension 400 x 300 mm



030-1394-000 7,670 0,072 1

Ø 370-420 mm



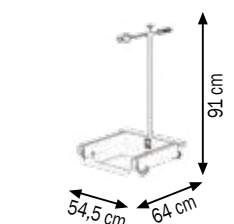
030-1395-000

Art. 030-1395-000
Trolley for 50-60 Kg drums
 Equipped with:
 2 fixed wheels Ø 125 mm
 2 swivelling wheels Ø 60 mm
 Base dimension 410 x 410 mm



030-1395-000 13,630 0,072 1

Ø 370-420 mm



TROLLEYS FOR OIL, GREASE AND SIMILAR DRUMS TRANSPORT



Art. 030-1398-000

Trolley for barrels of 180-220 Kg

Pre-arranged for application of the hose reel

Equipped with:

2 fixed wheels Ø 200 mm

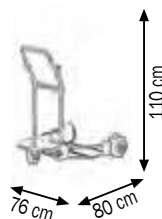
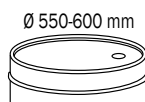
1 swivelling wheel Ø 125 mm

(equipped with locking device)

Band for fixing drums

Base dimension 600x470 mm

030-1398-000	22,400	0,170	1



030-1398-000

Art. 030-1400-000

Trolley for barrels of 180-220 Kg

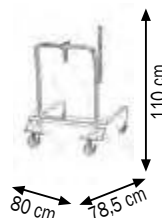
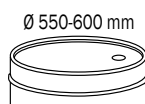
Equipped with:

2 fixed wheels Ø 250 mm

2 swivelling wheels Ø 125 mm

Base dimension 610x610 mm

030-1400-000	37,060	0,170	1



030-1400-000

Art. 030-1405-000

Trolley for barrels of 180-220 Kg

Pre-arranged for application of the hose reel

Equipped with:

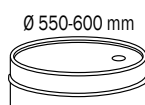
2 fixed wheels Ø 250 mm

2 swivelling wheels Ø 180 mm

(one is equipped with locking device)

Base dimension 610x610 mm

030-1405-000	48,620	0,170	1



030-1405-000

OIL DISTRIBUTION

Set and varnished trolleys, advised for the transport of drums (oil – grease - similar) of 180<220 Kg in work places.

Art. 030-1407-000

Special trolley for barrels of 180/220 l

Equipped with:

2 pneumatic wheels \varnothing 380 mm



030-1407-000

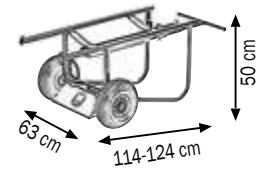
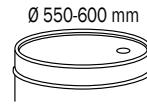


030-1407-000

28,850

0,390

1



Art. 030-1408-000

Hydraulic lift trolley for barrels of 180/220 l

Equipped with:

Hydraulic pedal pump

Collet self-locking

2 fixed wheels \varnothing 80 mm

2 swivelling wheels \varnothing 125 mm



030-1408-000

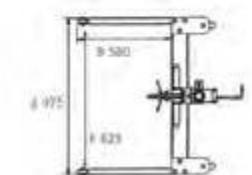
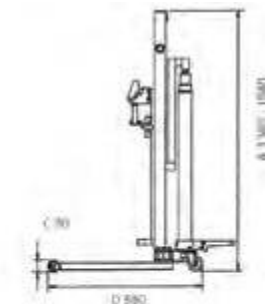


030-1408-000

65,000


0,095

1



Technical Data		030- 1408-000
Piston stroke	mm	650
Max delivery	kg	250
Dimensions A	mm	1340/1840
Dimensions B	mm	580
Dimensions C	mm	80
Dimensions D	mm	880
Dimensions E	mm	975
Dimensions F	mm	825

Lift trolleys for barrels suitable for the substitution of drums up to 220kg on the tanks of dump. It's easy, effortless and can be used by only one person.



OIL DISTRIBUTION





EXHAUSTED OIL ASPIRATORS

OIL ASPIRATORS





AIR-OPERATED OIL ASPIRATORS

pg. 119



AIR-OPERATED ASPIRATORS AND DRAIN UNITS

pg. 121



AIR-OPERATED ASPIRATORS AND DRAIN UNITS WITH PANTOGRAPH

pg. 124



WHEELED ASPIRATORS WITH PUMP

pg. 128



WALL-FIXING ASPIRATORS WITH PUMP

pg. 129



ASPIRATORS WITH DIAPHRAGM PUMP

pg. 130

PROBES FOR OIL ASPIRATORS

pg. 131

The air-operated oil aspirators are ideal for a rapid changing of motor oil to each vehicles. After depressurization have an self-regulating working without the necessity of continue connection of compress air, for an independent and quick aspiration, using the suitable probe between the included kit of 10 probes. The units can suck till 2/3 of their capacity.

Change the oil at a temperature of 60° - 80 °C (when the engine is just switched off).

Warning: do not use these units for the suction of brake oils, fuels and inflammable liquids

Art. 040-1418-000

Air-operated exhausted oil aspirator 24 l

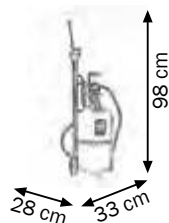
Tank capacity 24 l with level indicator

Manual air emptying of tank

Equipped with 10 standard probes (Art.044-1479-000)



040-1418-000 12,740 0,081 1



040-1418-000

Art. 040-1420-000

Air-operated exhausted oil aspirator 24 l

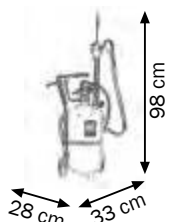
Tank capacity 24 l with level indicator

Manual air emptying of tank (max pressure 0,5 bar)

Equipped with 10 standard probes (Art.044-1479-000)



040-1420-000 13,520 0,074 1



040-1420-000

Art. 040-1427-000

Industrial air-operated aspirator for liquids 90 l

Tank capacity 90 l with level indicator

3 sections ABS basin with tools holder

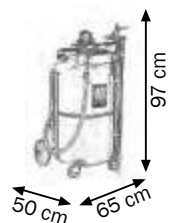
Pneumatic air emptying of tank (max pressure 0,5 bar)

Equipped with 2 probes Ø 12 and Ø 20mm

Suction capacity 25 l/min



040-1427-000 27,000 0,240 1



040-1427-000

Technical data		040-1418-000	040-1420-000	040-1427-000
Air pressure for depressurisation	bar	7,5 - 8	7,5 - 8	7,5 - 8
Depressurisation time	l/min	1' - 1,5'	1' - 1,5'	2,5' - 3'
Max suction capacity with a depressurisation	l	13 - 16	13 - 16	60 - 65
Suction time with Ø 6 and oil at 60 - 80 °C temperature	l/min	1,5 - 2	1,5 - 2	1,5 - 2
Suction hose-emptying - hose length	m	2	2	2

The air-operated oil aspirators are ideal for a rapid changing of motor oil to each vehicles.

After depressurization have an self-regulating working without the necessity of continue connection of compressed air, for an independent and quick aspiration, using the suitable probe between the included kit of 10 probes.

The units can suck till 2/3 of their capacity.

Change the oil at a temperature of 60° - 80° C (when the engine is just switched off).

Warning: It is not possible to suck brake oils, fuels, inflammable and corrosive liquids.



040-1424-000

Art. 040-1424-000

Air-operated exhausted oil aspirator 65 l

Tank capacity 65 l with level indicator

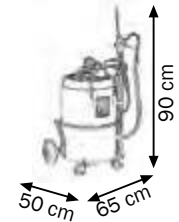
Basin abs 3 sections tool holder

Pneumatic air emptying of tank (max pressure 0,5 bar)

Equipped with 10 standard probes (Art.044-1479-000)



040-1424-000 25,400 0,220 1



040-1425-000

Art. 040-1425-000

Air-operated exhausted oil aspirator 90 l

Tank capacity 90 l with level indicator

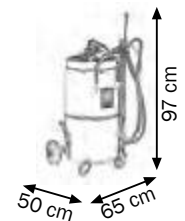
Basin abs 3 sections tool holder

Pneumatic air emptying (max pressure 0,5 bar)

Equipped with 10 standard probes (Art.044-1479-000)



040-1425-000 28,900 0,240 1



040-1428-000

Art. 040-1428-000

Air-operated exhausted oil aspirator 120 l

Tank capacity 120 l with level indicator

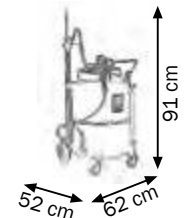
Basin abs 3 sections tool holder

Pneumatic air emptying (max pressure 0,5 bar)

Equipped with 10 standard probes (Art.044-1479-000)



040-1428-000 26,700 0,310 1



Technical data		040-1424-000	040-1425-000	040-1428-000
Air pressure for depressurisation	bar	7,5 - 8	7,5 - 8	7,5 - 8
Depressurisation time	l/min	2' - 2,5'	2,5' - 3'	3' - 3,5'
Max suction capacity with a depressurisation	l	43 - 45	60 - 65	85 - 90
Suction time with Ø 6 and oil at 60 - 80 °C temperature	l/min	1,5 - 2	1,5 - 2	1,5 - 2
Suction hose-emptying - hose length	m	2	2	2

The air-operated oil aspirators are ideal for a rapid changing of motor oil to each vehicles.

After depressurization have an self-regulating working without the necessity of continue connection of compressed air, for an independent and quick aspiration, using the suitable probe between the included kit of 10 probes.

The units can suck till 2/3 of their capacity.

Change the oil at a temperature of 60° - 80 °C (when the engine is just switched off).

Warning: It is not possible to suck brake oils, fuels, inflammable and corrosive liquids.

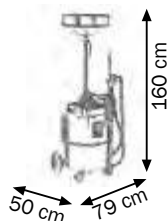
Art. 040-1430-000

Air-operated oil suction-drainer for exhausted oil 65 l

Tank capacity 65 l with level indicator
 Basin abs 3 sections tool holder
 Recovery basin capacity 15 l
 with breakwater grate for drip the substituted oil filters
 Pneumatic air emptying (max pressure 0,5 bar)
 Equipped with 10 standard probes (Art.044-1479-000)



040-1430-000 30,080 0,240 1



040-1430-000

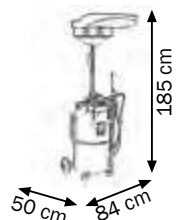
Art. 040-1432-000

Air-operated oil suction-drainer for exhausted oil 90 l

Tank capacity 90 l with level indicator
 Basin abs 3 sections tool holder
 Recovery basin capacity 20 l
 with ergonomic and **swivel 360°** abs funnel
 with breakwater grate for drip the substituted oil filters
 Pneumatic air emptying (max pressure 0,5 bar)
 Equipped with 10 standard probes (Art.044-1479-000)



040-1432-000 36,700 0,240 1



040-1432-000

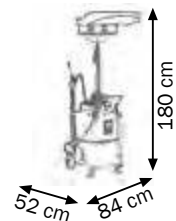
Art. 040-1433-000

Air-operated oil suction-drainer for exhausted oil 120 l

Tank capacity 120 l with level indicator
 Basin abs 3 sections tool holder
 Recovery basin capacity 20 l
 with ergonomic and **swivel 360°** abs funnel
 with breakwater grate for drip the substituted oil filters
 Pneumatic air emptying (max pressure 0,5 bar)
 Equipped with 10 standard probes (Art. 044-1479-000)



040-1433-000 33,800 0,310 1



040-1433-000

OIL ASPIRATORS

Technical data		040-1430-000	040-1432-000	040-1433-000
Air pressure for depressurisation	bar	7,5 - 8	7,5 - 8	7,5 - 8
Depressurisation time	l/min	2' - 2,5'	2,5' - 3'	3' - 3,5'
Max suction capacity with a depressurisation	l	43 - 45	60 - 65	85 - 90
Suction time with Ø 6 and oil at 60 - 80 °C temperature	l/min	1,5 - 2	1,5 - 2	1,5 - 2
Suction hose-emptying - hose length	m	2	2	2

The air-operated oil suction drainers are ideal for a rapid changing of motor oil to each vehicles. The recovery of the exhausted oil happen for fall, through the lateral basin adjustable for height, and also for aspiration through the probes.

After depressurization have an self-regulating working without the necessity of continue connection of compressed air, for an independent and quick aspiration, using the suitable probe between the included kit of 10 probes. The units can suck till 2/3 of their capacity.

Change the oil at a temperature of 60° - 80° C (when the engine is just switched off).

Warning: It is not possible to suck brake oils, fuels, inflammable and corrosive liquids.

AIR-OPERATED ASPIRATORS FOR EXHAUSTED OIL WITH PRE-CHAMBER



040-1434-000

Art. 040-1434-000

Air-operated aspirator for exhausted oil 65 l with pre-chamber

Tank capacity 65 l with level indicator

Basin abs 3 sections tool holder

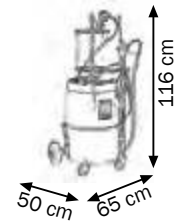
Pre-chamber capacity 10 l

Pneumatic air emptying (max pressure 0,5 bar)

Equipped with 10 standard probes (Art.044-1479-000)



040-1434-000 30,320 0,240 2



040-1435-000

Art. 040-1435-000

Air-operated aspirator for exhausted oil 90 l with pre-chamber

Tank capacity 90 l with level indicator

Basin abs 3 sections tool holder

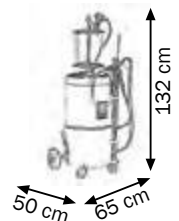
Pre-chamber capacity 10 l

Pneumatic air emptying (max pressure 0,5 bar)

Equipped with 10 standard probes (Art.044-1479-000)



040-1435-000 33,100 0,290 2



040-1438-000

Art. 040-1438-000

Air-operated aspirator for exhausted oil 120 l with pre-chamber

Tank capacity 120 l with level indicator

Basin abs 3 sections tool holder

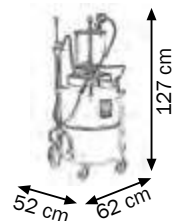
Pre-chamber capacity 10 l

Pneumatic air emptying (max pressure 0,5 bar)

Equipped with 10 standard probes (Art.044-1479-000)



040-1438-000 31,150 0,310 2



Technical data		040-1434-000	040-1435-000	040-1438-000
Air pressure for depressurisation	bar	7,5 - 8	7,5 - 8	7,5 - 8
Depressurisation time	l/min	2' - 2,5'	2,5' - 3'	3' - 3,5'
Max suction capacity with a depressurisation	l	43 - 45	60 - 65	85 - 90
Suction time with Ø 6 and oil at 60 - 80 °C temperature	l/min	1,5 - 2	1,5 - 2	1,5 - 2
Suction hose-emptying - hose length	m	2	2	2

The air-operated oil aspirators are ideal for a rapid changing of motor oil to each vehicles.

After depressurization have an self-regulating working without the necessity of continue connection of compressed air, for an independent and quick aspiration, using the suitable probe between the included kit of 10 probes.

The units can suck till 2/3 of their capacity.

The pre-chamber permit the immediately control of quantity and quality of the aspirated oil, is equipped with a device for the internal cleaning.

Change the oil at a temperature of 60° - 80 °C (when the engine is just switched off).

Warning: It is not possible to suck brake oils, fuels, inflammable and corrosive liquids.

AIR-OPERATED SUCTION-DRAINERS FOR EXHAUSTED OIL WITH PRE-CHAMBER



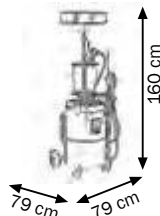
Art. 040-1442-000

Air-operated suction-drainer for exhausted oil 65 l with pre-chamber

- Tank capacity 65 l with level indicator
- Basin abs 3 sections tool holder
- Pre-chamber capacity 10 l
- Recovery basin capacity 15 l
- with breakwater grate for drip the substituted oil filters
- Pneumatic air emptying (max pressure 0,5 bar)
- Equipped with 10 standard probes (Art.044-1479-000)



040-1442-000 34,290 0,290 2



040-1442-000

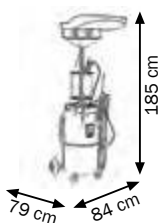
Art. 040-1445-000

Air-operated suction-drainer for exhausted oil 90 l with pre-chamber

- Tank capacity 90 l with level indicator
- Basin abs 3 sections tool holder
- Pre-chamber capacity 10 l
- Recovery basin capacity 20 l
- with ergonomic and swivel 360° abs funnel
- with breakwater grate for drip the substituted oil filters
- Pneumatic air emptying (max pressure 0,5 bar)
- Equipped with 10 standard probes (Art.044-1479-000)



040-1445-000 40,600 0,290 2



040-1445-000

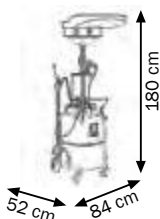
Art. 040-1448-000

Air-operated suction-drainer for exhausted oil 120 l with pre-chamber

- Tank capacity 120 l with level indicator
- Basin abs 3 sections tool holder
- Pre-chamber capacity 10 l
- Recovery basin capacity 20 l
- with ergonomic and swivel 360° abs funnel
- with breakwater grate for drip the substituted oil filters
- Pneumatic air emptying (max pressure 0,5 bar)
- Equipped with 10 standard probes (Art.044-1479-000)



040-1448-000 38,300 0,360 2



040-1448-000

Technical data		040-1442-000	040-1445-000	040-1448-000
Air pressure for depressurisation	bar	7,5 - 8	7,5 - 8	7,5 - 8
Depressurisation time	l/min	2' - 2,5'	2,5' - 3'	3' - 3,5'
Max suction capacity with a depressurisation	l	43 - 45	60 - 65	85 - 90
Suction time with Ø 6 and oil at 60 - 80 °C temperature	l/min	1,5 - 2	1,5 - 2	1,5 - 2
Suction hose-emptying - hose length	m	2	2	2

The air-operated oil suction drainers are ideal for a rapid changing of motor oil to each vehicles. The recovery of the exhausted oil happen for fall, through the lateral basin adjustable for height, and also for aspiration through the probes. After depressurization have an self-regulating working without the necessity of continue connection of compressed air, for an independent and quick aspiration, using the suitable probe between the included kit of 10 probes. The units can suck till 2/3 of their capacity. The pre-chamber permit the immediately control of quantity and quality of the aspirated oil, is equipped with a device for the internal cleaning.

Change the oil at a temperature of 60° - 80° C (when the engine is just switched off).

Warning: It is not possible to suck brake oils, fuels, inflammable and corrosive liquids.

OIL ASPIRATORS



041-1449-000

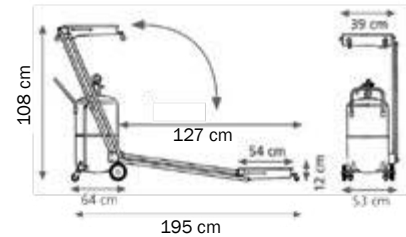
Art. 041-1449-000

Exhausted oil drain units with pantograph 65 l
For MOTOR CYCLES

Tank capacity 65 l with level indicator
Basin abs 3 sections tool holder
Recovery basin capacity 14 l on arms pantograph with breakwater grate for drip the substituted oil filters
Pneumatic air emptying (max pressure 0,5 bar)
Is not equipped with aspiration group and probes



041-1449-000 38,000 0,450 1



041-1451-000

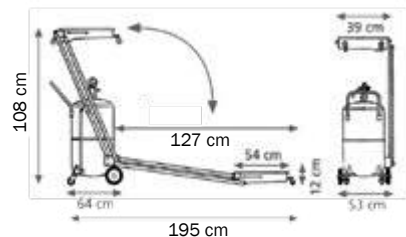
Art. 041-1451-000

Exhausted oil aspirators-suction drainer with pantograph 65 l
For CAR-MOTOR CYCLES

Tank capacity 65 l with level indicator
Basin abs 3 sections tool holder
Recovery basin capacity 14 l on arms pantograph with breakwater grate for drip the substituted oil filters
Pneumatic air emptying (max pressure 0,5 bar)
Equipped with 10 standard probes (Art.044-1479-000)



041-1451-000 41,500 0,450 1



Technical data	041-1449-000	041-1451-000
Air pressure for depressurisation	bar	- 7,5 - 8
Depressurisation time	l/min	- 2' - 2,5'
Max suction capacity with a depressurisation	l	- 43 - 45
Suction time with Ø 6 and oil at 60 - 80 °C temperature	l/min	- 1,5 - 2
Suction hose-emptying - hose length	m	2 2

The air-operated aspirators-suction drainers happen the recovery of the for fall with tank (14 l) on the floor and also lifting for vehicles on auto lift. This operation can be effected also for aspiration, after depressurisation (max 0,7 bar) have an independent working, ideal for a rapid changing of motor oil using the suitable probe between the included kit of 10 probes.

The units can suck till 2/3 of their capacity.

Change the oil at a temperature of 60° - 80 °C (when the engine is just switched off).

Warning: It is not possible to suck brake oils, fuels, inflammable and corrosive liquids.

AIR-OPERATED OIL SUCTION-DRAINERS FOR EXHAUSTED OIL WITH PANTOGRAPH



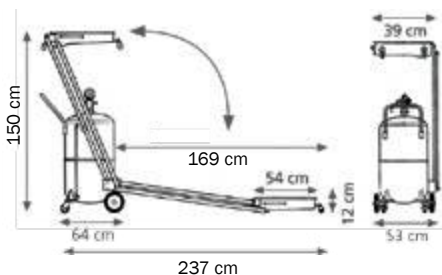
Art. 041-1450-000

Air-operated oil suction-dRAINER with pantograph 65 l

Tank capacity 65 l with level indicator
 Basin abs 3 sections tool holder
 Recovery basin capacity 14 l on arms pantograph
 with breakwater grate for drip the substituted oil filters
 Pneumatic air emptying (max pressure 0,5 bar)
 Equipped with 10 standard probes (Art.044-1479-000)



041-1450-000 42,030 0,450 1



041-1450-000

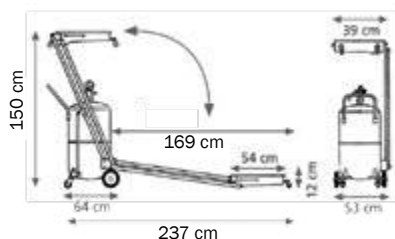
Art. 041-1452-000

Air-operated oil suction-dRAINER with pantograph 90 l

Tank capacity 90 l with level indicator
 Basin abs 3 sections tool holder
 Recovery basin capacity 14 l on arms pantograph
 with breakwater grate for drip the substituted oil filters
 Pneumatic air emptying (max pressure 0,5 bar)
 Equipped with 10 standard probes (Art.044-1479-000)



041-1452-000 44,900 0,450 1



041-1452-000

Technical data		041-1450-000	041-1452-000
Air pressure for depressurisation	bar	7,5 - 8	7,5 - 8
Depressurisation time	l/min	2' - 2,5'	2,5' - 3'
Max suction capacity with a depressurisation	l	43 - 45	60 - 65
Suction time with Ø 6 and oil at 60 - 80 °C temperature	l/min	1,5 - 2	1,5 - 2
Suction hose-emptying - hose length	m	2	2

The air-operated aspirators-suction drainers happen the recovery of the for fall with tank (14 l) on the floor and also lifting for vehicles on auto lift. This operation can be effected also for aspiration, after depressurisation (max 0,7 bar) have an independent working, ideal for a rapid changing of motor oil using the suitable probe between the included kit of 10 probes.

The units can suck till 2/3 of their capacity.

Change the oil at a temperature of 60° - 80 °C (when the engine is just switched off).

Warning: It is not possible to suck brake oils, fuels, inflammable and corrosive liquids.

OIL ASPIRATORS



041-1454-000

Art. 041-1454-000

Air-operated exhausted oil suction-drainer with pantograph 65 l and pre-chamber

Tank capacity 65 l with level indicator

Basin abs 3 sections tool holder

Pre-chamber capacity 10 l

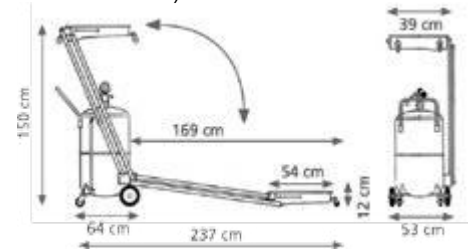
Recovery basin capacity 14 l on arms pantograph with breakwater grate for drip the substituted oil filters

Pneumatic air emptying (max pressure 0,5 bar)

Equipped with 10 standard probes (Art.044-1479-000)



041-1454-000 45,550 0,450 1



041-1455-000

Art. 041-1455-000

Air-operated exhausted oil suction-drainer with pantograph 90 l and pre-chamber

Tank capacity 90 l with level indicator

Basin abs 3 sections tool holder

Pre-chamber capacity 10 l

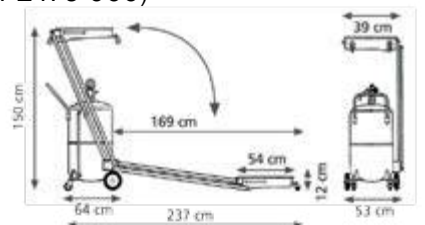
Recovery basin capacity 14 l on arms pantograph with breakwater grate for drip the substituted oil filters

Pneumatic air emptying (max pressure 0,5 bar)

Equipped with 10 standard probes (Art.044-1479-000)



041-1455-000 47,240 0,450 1



Technical data		041-1454-000	041-1455-000
Air pressure for depressurisation	bar	7,5 - 8	7,5 - 8
Depressurisation time	l/min	2' - 2,5'	2,5' - 3'
Max suction capacity with a depressurisation	l	43 - 45	60 - 65
Suction time with Ø 6 and oil at 60 - 80 °C temperature	l/min	1,5 - 2	1,5 - 2
Suction hose-emptying - hose length	m	2	2

The air-operated aspirators-suction drainers happen the recovery of the for fall with tank (14 l) on the floor and also lifting for vehicles on lift bridge. This operation can be effected also for aspiration, after depressurization (max 0,7 bar) have an independent working, ideal for a rapid changing of motor oil using the suitable probe between the included kit of 10 probes.

The units can suck till 2/3 of their capacity.

The pre-chamber permit the immediately control of quantity and quality of the aspirated oil, is equipped with a device for the internal cleaning.

Change the oil at a temperature of 60° - 80 °C (when the engine is just switched off).

Warning: It is not possible to suck brake oils, fuels, inflammable and corrosive liquids.

AIR-OPERATED OIL SUCTION-DRAINERS FOR EXHAUSTED OIL WITH PANTOGRAPH



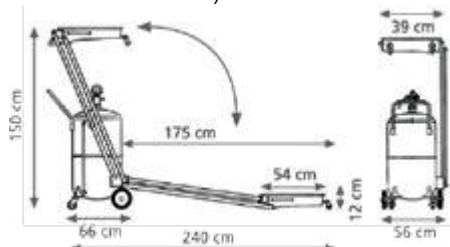
Art. 041-1453-000

Air-operated exhausted oil suction-dRAINER with pantograph 120 l

- Tank capacity 120 l with level indicator
- Basin abs 3 sections tool holder
- Recovery basin capacity 14 l on arms pantograph with breakwater grate for drip the substituted oil filters
- Pneumatic air emptying (max pressure 0,5 bar)
- Equipped with 10 standard probes (Art.044-1479-000)



041-1453-000



041-1453-000 42,800 0,520 1

Art. 041-1456-000

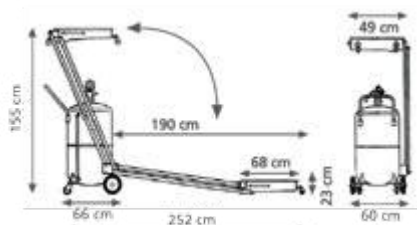
Air-operated exhausted oil suction-dRAINER with pantograph 120 l

For TRUCKS

- Tank capacity 120 l with level indicator
- Basin abs 3 sections tool holder
- Recovery basin capacity 50 l on arms pantograph with breakwater grate for drip the substituted oil filters
- Pneumatic air emptying (max pressure 0,5 bar)
- Equipped with 10 standard probes (Art.044-1479-000)



041-1456-000



041-1456-000 52,000 0,650 1

Technical data		041-1453-000	041-1456-000
Air pressure for depressurisation	bar	7,5 - 8	7,5 - 8
Depressurisation time	l/min	3' - 3,5'	3' - 3,5'
Max suction capacity with a depressurisation	l	85 - 90	85 - 90
Suction time with Ø 6 and oil at 60 - 80 °C temperature	l/min	1,5 - 2	1,5 - 2
Suction hose-emptying - hose length	m	2	2

The air-operated aspirators-suction drainers happen the recovery of the for fall with tank (14-50 l) on the floor and also lifting for vehicles on lift bridge. This operation can be effected also for aspiration, after depressurization (max 0,7 bar) have an independent working, ideal for a rapid changing of motor oil using the suitable probe between the included kit of 10 probes.

The units can suck till 2/3 of their capacity.

Change the oil at a temperature of 60° - 80 °C (when the engine is just switched off).

Warning: It is not possible to suck brake oils, fuels, inflammable and corrosive liquids.

OIL ASPIRATORS

WHEELED ASPIRATORS FOR EXHAUSTED OIL WITH PNEUMATIC PUMP



042-1410-000

Art. 042-1410-000

Wheeled aspirator with pump for drums of 50-60 l

Composed by:

Art.020-1165-000 Air-operated pump **ratio=1:1**

Equipped with the flux adjuster and the vacuum gauge

Art.030-1395-000 4-wheels trolley

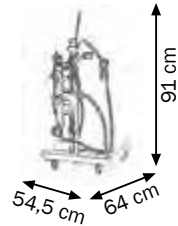
Art.044-1479-000 Set 10 standard probes

2 m aspiration - delivery hoses

Art.024-1232-F00 Oil dispensing nozzle flexible end



Ø 370-420 mm



042-1410-000 23,200 0,072 1

Art. 042-1411-000

Wheeled aspirator with pump for barrels of 180-220 l

Composed by:

Art.020-1165-000 Air-operated pump **ratio=1:1**

Equipped with the flux adjuster and the vacuum gauge

Art.030-1400-000 4-wheels trolley

Art.044-1479-000 Set 10 standard probes

2 m aspiration - delivery hoses

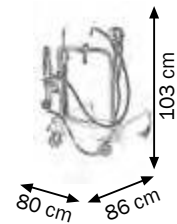
Art.024-1232-F00 Oil dispensing nozzle flexible end



042-1411-000



Ø 550-600 mm



042-1411-000 45,140 0,170 1

Art. 042-1412-000

Air-operated oil suction-drainer 90 l with pneumatic oil pump

Pneumatic air emptying (max pressure 0,5 bar)

Composed by:

Tank capacity 90 l with level indicator

Art.020-1165-000 Air-operated pump **ratio=1:1**

Equipped with the flux adjuster and the vacuum gauge

Recovery basin capacity 20 l

with ergonomic and **swivel 360°** abs funnel

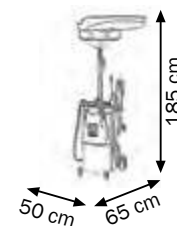
with breakwater grate for drip the substituted oil filters

Art.044-1479-000 Set 10 standard probes

2 m aspiration - delivery hoses



042-1412-000



042-1412-000 40,950 0,240 2

Suitable for the aspiration of exhausted oil and similar from every motor vehicle.
When you inverse the position of the two hoses the aspirator can deliver the aspirated fluids.

Warning: It is not possible to suck brake oils, fuels, inflammable and corrosive liquids.

WALL-FIXING ASPIRATORS FOR EXHAUSTED OIL WITH PNEUMATIC PUMP



Art. 042-1304-000

Wall-fixing aspirator for emptying exhausted oil aspirator/suction-drainer

Composed by:

Art.020-1168-000 Air-operated pump **ratio=1:1**

Equipped with the flux adjuster and the vacuum gauge

Art.025-1265-000 Wall-fixing bracket

Art.910-0700-020 Flex hose Ø 25mm 2m

Art.F94-0540-525 Rubber connection M 3/4" Ø 25mm

Art.F96-0500-005 Quick disconnect coupling female 3/4"

Art.F96-0502-005 Quick disconnect coupling male 3/4"



042-1304-000 23,200 0,072 1

Art. 042-1413-000

Wall-fixing aspirator for exhausted oil with pump

Composed by:

Art.020-1168-000 Air-operated pump **ratio=1:1**

Equipped with the flux adjuster and the vacuum gauge

Art.025-1265-000 Wall-fixing bracket

Art.044-1479-000 Set 10 standard probes

Art.044-1498-000 Probe Ø 12 mm

Art.044-1505-000 Wall-fixing holder for probes

Art.916-0411-040 spirac 4m aspiration Ø 12 M-M 1/4 - delivery hose

Art.906-0404-040 R1 1/2" hose M-F 4 m with plastic support

Art.024-1232-F00 Oil dispensing nozzle flexible end



042-1413-000 11,800 0,031 1

Art. 042-1414-000

Wall-fixing aspirator for exhausted oil with pump

Composed by:

Art.020-1168-000 Air-operated pump **ratio=1:1**

Equipped with the flux adjuster and the vacuum gauge

Art.071-1206-410 Swiveling hose reel with R1 1/2" hose 10m length

Art.025-1265-000 Wall-fixing bracket

Art.044-1479-000 Set 10 standard probes

Art.044-1498-000 Probe Ø 12 mm

Art.044-1505-000 Wall-fixing holder for probes


Art.906-0424-015 R1 1/2" hose F-F 1,5m length

Art.906-0404-040 R1 1/2" hose M-F 4 m with plastic support

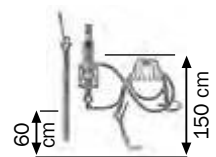
Art.024-1232-F00 Oil dispensing nozzle flexible end



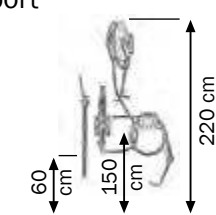
042-1414-000 30,600 0,083 2



042-1304-000



042-1413-000



042-1414-000

ATTENTION: is necessary to loosen the working of the pump through the flux adjuster to maintain the vacuum gauge in the optimal position of - 0,6.

Fixed aspiration systems active by air-operated pump, ideal for the aspiration of exhausted oil and similar from each vehicles, using the suitable probe, between the included kit of 11 probes. Wall-fixing application allow the connection to fix system for the discharge of the aspirated liquid directly to the tank of stocking.

Warning: It is not possible to suck brake oils, fuels, inflammable and corrosive liquids

OIL ASPIRATORS

AIR-OPERATED DIAPHRAGM PUMP FOR EXHAUSTED OIL



042-1415-000

Art. 042-1415-000

Aspirators with wall-fixing air-operated diaphragm pump for exhausted oil

Composed by:

Art.028-1362-000 Air-op. diaphragm pump **ratio=1:1** delivery capacity **61 l/min**

Equipped with the flux adjuster and the vacuum gauge

Art.025-1266-000 Wall-fixing bracket

Art.071-1206-410 Swiveling hose reel with R1 1/2" hose 10m length

Art.044-1479-000 Set 10 standard probes

Art.044-1498-000 Probe Ø 12 mm

Art.044-1505-000 Wall-fixing holder for probes

Art.906-0424-015 R1 1/2" hose F-F 1,5m

Art.906-0404-040 R1 1/2" hose M-F 4 m with plastic support

Art.024-1232-F00 Oil dispensing nozzle flexible end

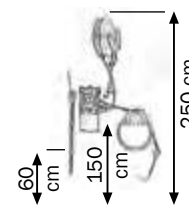


042-1415-000

9,800

0,100

4



042-1416-000

Art. 042-1416-000

Aspirators support with air-operated diaphragm pump for exhausted oil

Composed by:

Art.023-1968-001 Service support

Art.028-1362-000 Air-op. diaphragm pump **ratio=1:1** delivery capacity **61 l/min**

Equipped with the flux adjuster and the vacuum gauge

Art.025-1266-000 Wall-fixing bracket

Art.070-1206-410 Swiveling hose reel with R1 1/2" hose 10m length

Art.044-1479-000 Set 10 standard probes

Art.044-1498-000 Probe Ø 12 mm

Art.044-1505-000 Wall-fixing holder for probes

Art.906-0424-015 R1 1/2" hose F-F 1,5m length

Art.906-0404-040 R1 1/2" hose M-F 4 m



042-1416-000

106,800

0,660

4



ATTENTION: is necessary to loosen the working of the pump through the flux adjuster to maintain the vacuum gauge in the optimal position of - 0,6.

Fixed aspiration systems active by air-operated pump, ideal for the aspiration of exhausted oil and similar from each vehicles, using the suitable probe, between the included kit of 11 probes.

Wall-fixing application allow the connection to fix system for the discharge of the aspirated liquid directly to the tank of stocking.

Warning: It is not possible to suck brake oils, fuels, inflammable and corrosive liquids.

Art. 044-1479-000

Set 10 standard probes supplied with the oil aspirators

Composed by:

Art. 044-1480-000 Connection suitable for Volkswagen – AUDI engine-incorporated probes

Art. 044-1481-000 Connection suitable for BMW engine-incorporated probes

Art. 044-1481-B00 Connection suitable for JTD – FIAT engine-incorporated probes

Art. 044-1481-C00 Connection suitable for Citroën-Peugeot engine-incorporated probes

Art. 044-1482-000 Flexible probe Ø 5 mm 800 mm

Art. 044-1483-000 Flexible probe Ø 6 mm 800 mm

Art. 044-1484-000 Flexible probe Ø 7 mm 1000 mm

Art. 044-1485-000 Flexible probe Ø 8 mm 800 mm

Art. 044-1488-000 Metallic probe Ø 5 mm 800 mm

Art. 044-1489-000 Metallic probe Ø 6 mm 800 mm

The same probes are available as a single item

Probes by request

Art. 044-1490-000 Flexible probe Ø 8 mm 1000 mm

Art. 044-1491-000 Flexible probe Ø 5 mm 1200 mm

Art. 044-1492-000 Flexible probe Ø 6 mm 1200 mm

Art. 044-1493-000 Flexible probe Ø 7 mm 1200 mm

Art. 044-1494-000 Flexible probe Ø 8 mm 1200 mm

Art. 044-1497-000 Flexible probe Ø 8 mm 1500 mm

Art. 044-1498-000 Flexible probe Ø 12 mm 800 mm

Art. 044-1500-000 STAINLESS STEEL probe Ø 8 mm 800 mm

Art. 044-1501-000 STAINLESS STEEL probe Ø 10 mm 800 mm

Art. 044-1502-000 STAINLESS STEEL probe Ø 12 mm 800 mm


Art. 044-1479-A00

Art. 044-1505-000 Wall-fixing support for probes

Nautical specific probes

Art. 044-1506-000 3/8 connection for nautical motors

Art. 044-1507-000 3/4 connection for nautical motors



044-1479-000



044-1505-000



044-1506-000




044-1507-000

044-1490-000





EXHAUSTED OIL DRAIN UNITS



OIL DRAIN UNITS



DRAIN UNITS

pg. 136



WHEELED DRAIN UNITS

pg. 137



RECOVERY BASINS

pg. 137



DRAIN UNITS FOR PITS

pg. 138



DRAIN UNITS FOR GROUND

pg. 139

For the recovery for fall of exhausted oil in the engine, the transmission and the differential of motor-vehicles on the lift bridge.

The basin is equipped with a grate to support for drip the substituted filters, and it can be regulated according to the height.





045-1462-000

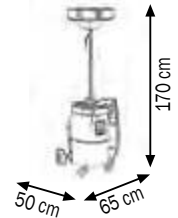
Art. 045-1462-000

Exhausted oil drain unit 65 l

Tank capacity 65 l with level indicator
 Basin abs 3 sections tool holder
 Recovery basin capacity 15 l
 with breakwater grate for drip the substituted oil filters
 Pneumatic air emptying (max pressure 0,5 bar)



045-1462-000 26,900 0,220 1



045-1460-000

Art. 045-1460-000

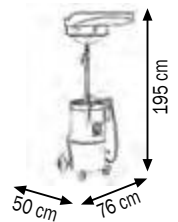
Exhausted oil drain unit 90 l

Tank capacity 90 l with level indicator
 Basin abs 3 sections tool holder
 Recovery basin capacity 20 l
 with ergonomic and **swivel 360°** abs funnel
 with breakwater grate for drip the substituted oil filters
 Pneumatic air emptying (max pressure 0,5 bar)



045-1460-000 32,500 0,240 2

045-1460-E00 29,400 0,240 1



045-1465-000

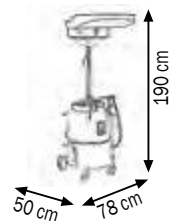
Art. 045-1465-000

Exhausted oil drain unit 120 l

Tank capacity 120 l with level indicator
 Basin abs 3 sections tool holder
 Recovery basin capacity 20 l
 with ergonomic and **swivel 360°** abs funnel
 with breakwater grate for drip the substituted oil filters
 Pneumatic air emptying (max pressure 0,5 bar)



045-1465-000 29,500 0,310 2



Technical data		045-1462-000	045-1460-000	045-1460-E00	045-1465-000
Basin dimensions	mm	ø 450	760X705	ø 450	760X705
Minimum height	mm	1000	1200	1200	1200
Maximum height	mm	1700	1850	1850	1850
Emptying hose length	mm	2	2	2	2

For the fall recovery of exhausted oil contained in the engine, the transmission and the differential of motor vehicles on the lift bridge.

The basin is equipped with a grate to support the substituted filters, and it can be regulated according to the height.

Warning: It is not possible to recovery brake oils, fuels, inflammable and corrosive liquids.

Art. 045-1470-000

Wheeled exhausted oil drain unit suitable for drums 50–60 l

Composed by:

Art.030-1395-000 4-wheels trolley

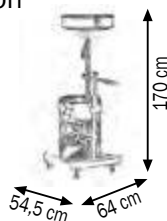
Art.049-1477-000 Metal basin 15 l

with breakwater grate for drip the substituted oil filters

Art.025-1260-000 2" G threaded ring for drum connection



045-1470-000 18,500 0,111 2



045-1470-000

Art. 045-1475-000

Wheeled exhausted oil drain unit suitable for barrels 180–220 l

Composed by:

Art.030-1400-000 4-wheels trolley

Art.049-1478-000 Metal basin 20 l

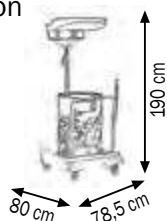
with ergonomic and swivel 360° abs funnel

with breakwater grate for drip the substituted oil filters

Art.025-1262-000 2" G threaded ring for drum connection



045-1475-000 45,000 0,209 2



045-1475-000

Art. 049-1477-000

15 l recovery basin

Composed by:

Metal basin 15 l

with breakwater grate for drip the substituted oil filters

Ø 30 L 750 mm hose with 3/4" G valve

2" G threaded ring for drum connection

Art. 049-1478-000

20 l recovery basin

Composed by:

Metal basin 20 l

with ergonomic and swivel 360° abs funnel

with breakwater grate for drip the substituted oil filters

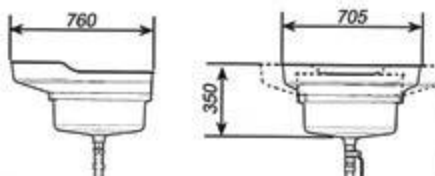
Ø 42 L 750 mm hose with 1" G valve

2" G threaded ring for drum connection



049-1477-000 4,910 0,049 2

049-1478-000 7,980 0,052 2



049-1477-000

049-1478-000

For the fall recovery of exhausted oil contained in the engine, the transmission and the differential of motor vehicles on the lift bridge.

The basin is equipped with a grate to support the substituted filters, and it can be regulated according to the height.

Warning: It is not possible to recovery brake oils, fuels, inflammable and corrosive liquids.



046-1457-000

Art. 046-1457-000

Exhausted oil drain unit for pits 90 l

Tank capacity 90 l

Equipped with:

Breakwater grate on the base of the tank

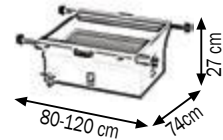
Breakwater grate for drip the substituted oil filters

Adjustable wheeled supports (min 800 – max 1200 mm)

F 3/4" G exhaust ball valve



046-1457-000 35,500 0,152 1



046-1457-G00

Art. 046-1457-G00

Exhausted oil drain unit for pits 120 l

Tank capacity 120 l

Equipped with:

Breakwater grate on the base of the tank

Breakwater grate for drip the substituted oil filters

Adjustable wheeled supports (min 800 – max 1200 mm)

F 3/4" exhaust ball valve



046-1457-G00 36,200 0,234 1



046-1457-GP0

Art. 046-1457-GP0

Exhausted oil drain unit for pits 120 l

With emptying pump

Tank capacity 120 l

Equipped with:

Art.020-1165-000 Air-operated oil pump **ratio=1:1**

Breakwater grate on the base of the tank

Breakwater grate for drip the substituted oil filters

Adjustable wheeled supports (min 800 – max 1200 mm)

F 3/4" G exhaust ball valve

Art.F96-0500-004 Female quick disconnect coupling 1/2" G

Art.F96-0502-004 Male quick disconnect coupling 1/2" G



046-1457-GP0 42,700 0,234 1



Exhausted oil drain units suitable for the fall recovery of motor oils, transmissions and differential gears of lorries on pits. The tank is equipped with breakwater and anti-reflux grate ideal for the support for drip the substituted oil filters. The recovery exhausted oil can be transfer from the recovery basin to the tank of stocking through an emptying pump connected to the fix system or directly mounted on the tank.

WHEELED EXHAUSTED OIL DRAIN UNITS FOR FLOOR



Art. 047-1459-000

Wheeled exhausted oil drain unit 60 l

Tank capacity 60 l

Equipped with:

Breakwater grate on the base of the tank

Breakwater grate for drip the substituted oil filters

2 swiveling wheels Ø 80 mm

2 fixed wheels Ø 100 mm


F 3/4" G exhaust ball valve



047-1459-000



047-1459-000 34,100 0,145 1



Art. 047-1459-G00

Wheeled exhausted oil drain unit 120 l

Tank capacity 120 l

Equipped with:

Breakwater grate on the base of the tank

Breakwater grate for drip the substituted oil filters

2 swiveling wheels Ø 80 mm

2 fixed wheels Ø 100 mm


F 3/4" G exhaust ball valve



047-1459-G00



047-1459-G00 38,200 0,203 1



Art. 047-1459-GP0

Wheeled exhausted oil drain unit 120 l

With emptying pump

Tank capacity 120 l

Equipped with:

Art.020-1165-000 Air-operated oil pump **ratio=1:1**

Breakwater grate on the base of the tank

Breakwater grate for drip the substituted oil filters

2 swiveling wheels Ø 80 mm

2 fixed wheels Ø 100 mm

F 3/4" G exhaust ball valve

Art.F96-0500-004 Female quick disconnect coupling 1/2" G


Art.F96-0502-004 Male quick disconnect coupling 1/2" G



047-1459-GP0



047-1459-GP0 44,700 0,203 1



Exhausted oil wheeled drain units for floor suitable for the full recovery of motor oils, transmissions and differential gears of lorries.

The tank is equipped with breakwater and anti-reflux grate ideal for the support for drip the substituted oil filters.

The recovery exhausted oil can be transfer from the recovery basin to the tank of stocking through an emptying pump connected to the fix system or directly mounted on the tank.



PRESSURE SPRAYERS - WASHING





STAINLESS STEEL AISI 304-316 PRESSURE SPRAYERS

pg. 144



PRESSURE SPRAYERS POLISHED

pg. 145



STAINLESS STEEL AISI 304-316 PRESSURE SPRAYERS WITH FOAMING DEVICE

pg. 146



PRESSURE SPRAYERS POLISHED WITH FOAMING DEVICE

pg. 147



ACCESSORIES FOR PRESSURE SPRAYERS

pg. 148



LEATHER SQUEZZER ROLLERS

pg. 149



WASHING COLLECTOR

pg. 149

Equipment suitable for the nebulisation of low density lubricating oils, detergents, sterilizers, and so on. When they are filled with liquid for 3/4 of their capacity and air is put inside at 6-8 bar they work automatically without any continuous link to compressed air.

For the washing of mechanical parts and items in general. The air-operated working at low pressure (max 0,5 bar) allows the washing with brush with continuous flux, or the washing of the items plunged in the liquid directly in the tank. The lid can be removed and so it is possible to work better.





050-1508-000

Art. 050-1508-000

Stainless steel pressure sprayer AISI 304 16 l

Tank capacity 16 l with lever indicator

Equipped with:

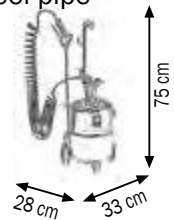
Art.053-1537-000 10 m RILSAN spring hose

Art.053-1541-000 Spray gun with 600 mm stainless steel pipe

Manometer with stainless steel case



050-1508-000	10,750	0,074	1
--------------	--------	-------	---



050-1510-000

Art. 050-1510-000

Stainless steel pressure sprayer AISI 304 24 l

Tank capacity 24 l with lever indicator

Equipped with:

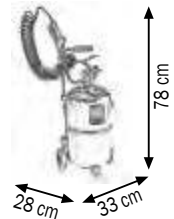
Art.053-1537-000 10 m RILSAN spring hose

Art.053-1541-000 Spray gun with 600 mm stainless steel pipe

Manometer with stainless steel case



050-1510-000	12,460	0,074	1
--------------	--------	-------	---



050-1511-000

Art. 050-1511-000

Stainless steel pressure sprayer AISI 316 24 l

Ideal for corrosive liquids and chemical products

Tank capacity 24 l with lever indicator

Equipped with:

Art.053-1537-000 10 m RILSAN spring hose

Art.053-1541-000 Spray gun with 600 mm stainless steel pipe

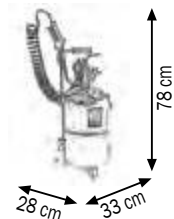
Manometer with stainless steel case

Stainless steel AISI 316 connections

Viton seals



050-1511-000	12,460	0,074	1
--------------	--------	-------	---



050-1515-000

Art. 050-1515-000

Stainless steel pressure sprayer AISI 304 50 l

Tank capacity 50 l with lever indicator

Equipped with:


Art.053-1537-000 10 m RILSAN spring hose

Art.053-1541-000 Spray gun with 600 mm stainless steel pipe

Manometer with stainless steel case



050-1515-000	19,400	0,196	1
--------------	--------	-------	---



Equipment suitable for the nebulisation of low density lubricating oils, detergents, disinfectants, and so on. When they are filled with liquid for 3/4 of their capacity and air is put inside at 6-8 bar they work automatically without any continuous link to compressed air.

Warning: with stainless steel AISI 316 pressure sprayers can be used also corrosive liquids compatible with the materials using on the article.

ATTENTION! Do not use inflammable liquids.

Art. 050-1520-000


Polished steel pressure sprayer 24 l

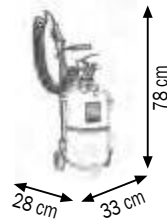
Tank capacity 24 l with lever indicator

Equipped with:

Art.053-1537-000 10 m RILSAN spring hose

Art.053-1541-000 Spray gun with 600 mm stainless steel pipe

			
050-1520-000	11,390	0,074	1



050-1520-000

Art. 050-1525-000

Polished steel pressure sprayer 50 l

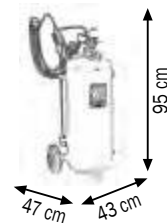
Tank capacity 50 l with lever indicator

Equipped with:

Art.053-1537-000 10 m RILSAN spring hose

Art.053-1541-000 Spray gun with 600 mm stainless steel pipe

			
050-1525-000	23,780	0,196	1



050-1525-000

Art. 050-1530-000

Polished steel pressure sprayer 100 l

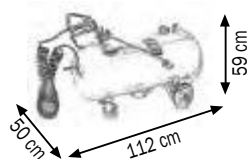
Tank capacity 100 l with lever indicator

Equipped with:

Art.053-1537-000 10 m RILSAN spring hose

Art.053-1542-000 Spray gun with 750 mm stainless steel pipe

			
050-1530-000	39,800	0,360	1



050-1530-000

Equipment suitable for the nebulisation of low density lubricating oils, detergents, disinfectants, and so on. When they are filled with liquid for 3/4 of their capacity and air is put inside at 6-8 bar they work automatically without any continuous link to compressed air.

ATTENTION! Do not use inflammable and corrosive liquids.

STAINLESS STEEL PRESSURE SPRAYERS WITH FOAMING DEVICE



051-1512-000

Art. 051-1512-000

Stainless steel pressure sprayer AISI 304 24 l
With foaming device

Tank capacity 24 l with lever indicator

Equipped with:

Art.053-1538-000 8x13 8 m length pvc hose

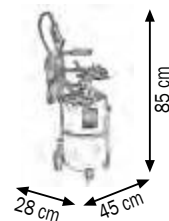
Art.053-1541-000 Spray gun with 600 mm stainless steel pipe

Art.053-1554-000 Foaming coupler super

Manometer with stainless steel case



051-1512-000	13,220	0,074	1
--------------	--------	-------	---



051-1513-000

Art. 051-1513-000

Stainless steel pressure sprayer AISI 316 24 l

With foaming device

Ideal for corrosive liquids and chemical products

Tank capacity 24 l with lever indicator

Equipped with:

Art.053-1538-000 8x13 8 m length pvc hose

Art.053-1541-000 Spray gun with 600 mm stainless steel pipe

Art.053-1554-000 Foaming coupler super

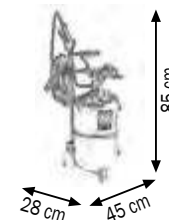
Manometer with stainless steel case

Stainless steel AISI 316 connections

Viton seals



051-1513-000	13,220	0,074	1
--------------	--------	-------	---



051-1517-000

Art. 051-1517-000

Stainless steel pressure sprayer AISI 304 50 l

With foaming device

Tank capacity 50 l with lever indicator

Equipped with:

Art.053-1538-000 8x13 8 m length pvc hose

Art.053-1541-000 Spray gun with 600 mm stainless steel pipe

Art.053-1554-000 Foaming coupler super

Manometer with stainless steel case



051-1517-000	20,160	0,196	1
--------------	--------	-------	---



Equipment suitable for the nebulisation of detergents with foaming device. When they are filled with liquid for 3/4 of their capacity and air is put inside at 6-8 bar they work automatically without any continuous link to compressed air.

Warning: with stainless steel AISI 316 pressure sprayers can be used also corrosive liquids compatible with the materials using on the article. They are not suitable for acids and caustic soda.

ATTENTION! Do not use inflammable liquids.

POLISHED STEEL PRESSURE SPRAYERS WITH FOAMING DEVICE



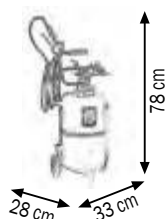
Art. 051-1522-000

Polished steel pressure sprayer 24 l
With foaming device

Tank capacity 24 l with lever indicator
Equipped with:

- Art.053-1538-000 8x13 8 m length pvc hose
- Art.053-1541-000 Spray gun with 600 mm stainless steel pipe
- Art.053-1554-000 Foaming coupler super

051-1522-000	12,150	0,074	1



051-1522-000


Art. 051-1527-000

Polished steel pressure sprayer 50 l
With foaming device

Tank capacity 50 l with lever indicator
Equipped with:

- Art.053-1538-000 8x13 8 m length pvc hose
- Art.053-1541-000 Spray gun with 600 mm stainless steel pipe
- Art.053-1554-000 Foaming coupler super

051-1527-000	24,540	0,196	1



051-1527-000

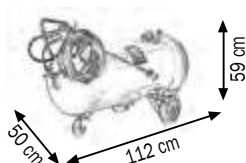
Art. 051-1532-000

Polished steel pressure sprayer 100 l
With foaming device

Tank capacity 100 l with lever indicator
Equipped with:

- Art.053-1538-000 8x13 8 m length pvc hose
- Art.053-1542-000 Spray gun with 750 mm stainless steel pipe
- Art.053-1554-000 Foaming coupler super

051-1532-000	40,150	0,360	1



051-1532-000

Equipment suitable for the nebulisation of detergents with foaming device. When they are filled with liquid for 3/4 of their capacity and air is put inside at 6-8 bar they work automatically without any continuous link to compressed air.

ATTENTION! Do not use inflammable and corrosive liquids.



053-1537-000

Art. 053-1537-000
10 m length RILSAN spring hose 6X8
1/4" M fitting



053-1538-000

Art. 053-1538-000
20 bar 8x13 8 m length pvc hose
Bayonet connection



053-1541-000

Art. 053-1541-000
Spray gun with 600 mm stainless steel pipe
Equipped with:
Stainless steel pipe 600 mm length
Gun with body P.P. reinforced with F.V
Stainless steel AISI 316 ball
Stainless steel internal parts and viton seals
110° fan nozzle Ø hole 1,1
50 Mesh stainless steel cup filter



053-1542-000

Art. 053-1542-000
Spray gun with 750 mm stainless steel pipe
Composed like Art.053-1541-000 but with:
Stainless steel pipe 750 mm



053-1544-000

Art. 053-1544-000
Spray gun with 900 mm stainless steel pipe
Composed like Art.053-1541-000 but with:
Stainless steel pipe 900 mm



053-1545-000

Art. 053-1545-000
Telescopic spray gun with stainless steel pipe from 1 m to 2 m
Composed like Art.053-1541-000 but with:
Adjustable stainless steel telescopic spray
gun from 1 m min to 2 m max length



053-1547-000

Art. 053-1547-000
110° thermoplastic (POM) fan nozzle Ø hole 1,1



053-1548-000

Art. 053-1548-000
110° thermoplastic (POM) fan nozzle Ø hole 1,3



053-1550-000

Art. 053-1550-000
110° thermoplastic (POM) fan nozzle Ø hole 1,8



053-1552-000

Art. 053-1552-000
Thermoplastic fan nozzle for foaming
Delivery capacity 3 bar 9,8 l/min



053-1553-000

Art. 053-1553-000
Stainless steel fan nozzle for foaming
Delivery capacity 3 bar 9,8 l/min



053-1554-000

Art. 053-1554-000
Foaming coupler super



053-1555-000

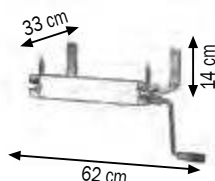
Art. 053-1555-000
Stainless steel cup filter 50 Mesh

Art. 054-1556-000

Leather squeezer rollers wall mounted
With support angle brackets galvanized



054-1556-000 9,400 0,040 1



054-1556-000

This articles are essential in car washes in order to make easy and improve the drying of vehicles with leather or synthetics cloths.

WASHING COLLECTOR

Art. 055-1560-000

Washing collector with wheeled tank 65 l

Collector capacity 50 l with removable lid

Tank capacity 65 l

Max use pressure 0,5 bar

Equipped with:

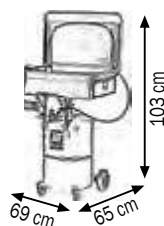
Filter and grate of decantation

Blowing nozzle with spiral hose

Brush with nylon bristles with 1,5 m length pvc hose



055-1560-000 42,710 0,300 2



055-1560-000

Art. 057-1563-000

Brush with nylon bristles for washing collector



057-1563-000

For the washing of mechanical parts and items in general. The air-operated working at low pressure (max 0,5 bar) allows the washing with brush with continuous flux, or the washing of the items plunged in the liquid directly in the tank. For a correct use, spill 48-52 l of detergent liquid. The lid can be removed and so it is possible to work better.

WARNING!

Do not use inflammable or corrosive liquids or substances that emanate toxic vapors.

Use exclusively specific chemical products for the washing of mechanical parts, to use only according to regulation furnished by the manufacturer.






PRESSURE SPRAYERS



TYRE INFLATORS





TYRE INFLATORS WITH AUTOMATIC CHARGING

pg. 156



TYRE INFLATORS WITH MANUAL CHARGING

pg. 157



WHEELED TYRE INFLATORS WITH MANUAL CHARGING

pg. 157



ACCESSORIES FOR TYRE INFLATORS

pg. 158

They are suitable for service stations and garages, for the checkup and the re-establishment of tyre pressure through the inflating valve and discharge with lever in the type with automatic charging, with the inflating gun in the type with manual charging.





060-1582-000

Art. 060-1582-000

Approved CEE tyre inflator 12 l with automatic charging

Tank capacity 12 l

Equipped with:

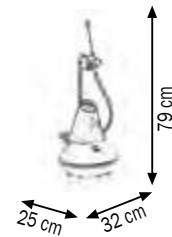
Approved gauge Ø 80 with scale 0-10 bar

1,20 m rubber hose with double clip-on connector

Art.063-1586-000 Automatic charger



060-1582-000 11,100 0,074 1



Art. 060-1583-000

Approved CEE portable tyre inflator 12 l with automatic charging with support

Tank capacity 12 l

Equipped with:

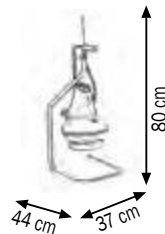
Approved gauge Ø 80 with scale 0-10 bar

1,20 m rubber hose with double clip-on connector

Support with automatic charger



060-1583-000 13,320 0,136 1



060-1583-000

Art. 063-1586-000

Automatic charger for tyre inflators

Connection M 1/2" G



063-1586-000

Technical data		060-1582-000	060-1583-000
Max pressure tank	bar	10	10
Max working pressure	bar	8	8
Calibrated safety	bar	10	10
Approved CE Ø 80 gauge	bar	0-10	0-10

They are suitable for service stations and garages, for the inspection and the re-establishment of tyre pressure through the inflating and deflating valve lever. They have automatic charging in order to be ready for use. The operation of inflation and deflate of the tyres will be effected through an unique three positions lever. To have the tyre inflator ready for use you can only put on the automatic charging mounted on the line of the compressed air.

NOTE: APPROVED FOR PUBLIC USE

Art. 061-1590-000

Portable tyre inflator with manual charging 12 l

Tank capacity 12 l

Equipped with:

Reading gauge Ø 50 mm 0-10 bar

Art.063-1596-000 5 m RILSAN spring hose

Art.063-1597-000 Inflating gun with Ø 63 gauge

Art. 061-1591-000

Portable tyre inflator with manual charging 12 l

Like art.061-1590-000 but with:

Art.063-1598-A00 Michelin approved inflating gun with Ø 80 gauge



061-1591-000

Art. 061-1594-000

Wheeled tyre inflator with manual charging 24 l

Tank capacity 24 l

Equipped with:

Reading gauge Ø 80 mm 0-10 bar

Art.063-1596-000 5 m RILSAN spring hose

Art.063-1597-000 Inflating gun with Ø 63 gauge

Art. 061-1595-000

Wheeled tyre inflator with manual charging 24 l

Like art.061-1594-000 but with:

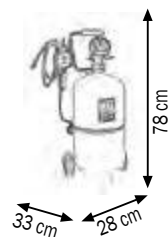
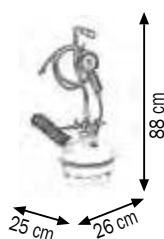
Art.063-1598-A00 Michelin approved inflating gun with Ø 80 gauge



061-1595-000



061-1590-000	11,000	0,081	1
061-1591-000	11,200	0,081	1
061-1594-000	11,090	0,074	1
061-1595-000	11,240	0,074	1



Technical data		061-1590-000	061-1591-000	061-1594-000	061-1595-000
Max pressure tank	bar	10	10	10	10
Max working pressure	bar	8	8	8	8
Calibrated safety valve	bar	10	10	10	10
Approved CE Ø 80 gauge	bar	0-10	0-10	0-10	0-10

They are necessary in service stations and garages, for the inspection and the re-establishment of tyre pressure through the inflating gun with gauge scale 0-10 bar.



063-1596-000

Art. 063-1596-000
5 m RILSAN spring hose
1/4 "M bayonet fitting connection



063-1597-000

Art. 063-1597-000
Inflating gun with Ø 63 gauge
Scale 0-10 bar + 0-140 PSI
Rubber gauge-cover



063-1598-000

Art. 063-1598-000
Approved inflating gun with Ø 80 gauge,
approved to European Directive CEE 86/217
Scale 0-10 bar
Rubber gauge-cover



063-1598-A00

Art. 063-1598-A00
Michelin approved inflating eurodair gun with Ø 80 gauge
approved to European Directive CEE 86/217
Scale 0,7-12 bar
Rubber gauge-cover



063-1599-000

Art. 063-1599-000
Angle head connector for twin tyres



063-1581-000

Art. 063-1581-000
Swiveling closed hose reel for inflating tyres
Equipped with:
Art.075-4301-211 Swiveling closed hose reel with hose PU 8x13 20 bar 11 m
Art.063-1598-A00 Michelin **approved** inflating **eurodair** gun with Ø 80 **CEE** gauge

It is equipped with a wall-fixing bracket which makes the fixing to wall easier. The connection of the hose reel to the wall-fixing bracket is very fast and it allows a quick connection and disconnection. The continuous connection to the compressed air system allows the system of inflation ready to use.



063-1581-000 13,220 0,026 1



TYRE INFLATORS



AUTOMATIC HOSE REELS

These automatic hose reels with spring, fixed or swivelling, powder coated, stainless steel AISI 304 and hydraulics powered, pneumatics, electrical are suitable for flexible hoses for the delivery of compressed air, water, oil and similar, grease, diesel fuel, antifreeze liquid, windscreen liquid and ad-blue.

The spring hose allows to untwist only the necessary length, improving the working and functionality.

The hose winding is fast and safe and it allows a work place which give the possibility to work in a free and tidy way, you have always a ready equipment giving to all staffs the warranty to work in a safety way.



AUTOMATIC HOSE REELS VARNISHED FIXED-SWIVELLING WITH HOSE



AIR-WATER	20 bar	pg. 164
WATER 150 °C	200 bar	pg. 168
WATER 150 °C	400 bar	pg. 170
OIL	160 bar	pg. 172
GREASE	600 bar	pg. 174
DIESEL	10 bar	pg. 176
ANTIFREEZE-WINDSCREEN-ADBLUE	20 bar	pg. 178

AUTOMATIC HOSE REELS VARNISHED FIXED-SWIVELLING



FIXED WITHOUT HOSE	pg. 180
SWIVELLING WITHOUT HOSE	pg. 181

STAINLESS STEEL AUTOMATIC HOSE REELS FIXED-SWIVELLING WITH HOSE



AIR-WATER	20 bar	pg. 182
WATER 150 °C	200 bar	pg. 186
WATER 150 °C	400 bar	pg. 188
DIESE	10 bar	pg. 190
ANTIFREEZE-WINDSCREEN-ADBLUE	20 bar	pg. 192

STAINLESS STEEL AUTOMATIC HOSE REELS FIXED-SWIVELLING



FIXED WITHOUT HOSE	pg. 194
SWIVELLING WITHOUT HOSE	pg. 195

CLOSED HOSE REELS SWIVELLING IN PLASTIC



AIR-WATER	10 bar	pg. 197
-----------	--------	---------

CLOSED HOSE REELS VARNISHED FIXED-SWIVELLING

AIR-WATER	20 bar	pg. 197
-----------	--------	---------

CLOSED HOSE REELS VARNISHED FIXED-SWIVELLING



AIR-WATER	20 bar	pg. 198
WATER 150 °C	200 bar	pg. 198
WATER 150 °C	400 bar	pg. 198
OIL	160 bar	pg. 200
GREASE	600 bar	pg. 200
ANTIFREEZE-WINDSCREEN-ADBLUE	20 bar	pg. 200

STAINLESS STEEL CLOSED HOSE REELS FIXED-SWIVELLING



AIR-WATER	20 bar	pg. 202
WATER 150 °C	200 bar	pg. 202
WATER 150 °C	400 bar	pg. 202

INDUSTRIAL HOSE REELS VARNISHED HIDRAULIC POWERED SERIES

AIR-WATER	20 bar	pg. 205
WATER 150 °C	200 bar	pg. 205
OIL AND SIMILAR	140 bar	pg. 205
GREASE	400 bar	pg. 205
DIESEL	10 bar	pg. 205



INDUSTRIAL HOSE REELS VARNISHED PNEUMATIC POWERED SERIES

AIR-WATER	20 bar	pg. 206
WATER 150 °C	200 bar	pg. 206
OIL AND SIMILAR 1	140 bar	pg. 206
GREASE	400 bar	pg. 206
DIESEL	10 bar	pg. 206



INDUSTRIAL HOSE REELS VARNISHED ELECTRICAL POWERED SERIES 12V

AIR-WATER	20 bar	pg. 207
WATER 150 °C	200 bar	pg. 207
OIL AND SIMILAR	140 bar	pg. 207
GREASE	400 bar	pg. 207
DIESEL	10 bar	pg. 207



INDUSTRIAL HOSE REELS VARNISHED ELECTRICAL POWERED SERIES 24V

AIR-WATER	20 bar	pg. 208
WATER 150 °C	200 bar	pg. 208
OIL AND SIMILAR	140 bar	pg. 208
GREASE	400 bar	pg. 208
DIESEL	10 bar	pg. 208



INDUSTRIAL HOSE REELS VARNISHED MANUAL SERIES

AIR-WATER	20 bar	pg. 209
WATER 150 °C	200 bar	pg. 209
OIL AND SIMILAR	140 bar	pg. 209
DIESEL	10 bar	pg. 209



ACCESSORIES FOR HOSE REELS

PANEL SUPPORT HOSE REELS	pg. 210
ORIENTABLE SUPPORT	pg. 211
SWIVELING JOINT	pg. 212
FASTENING CONNECTION	pg. 213
RUBBER HOSE STOP	pg. 214
HOSES FOR HOSE REELS	pg. 214



AUTOMATIC HOSE REELS VARNISHED FIXED FOR AIR-WATER 20 bar

Equipped with:

- Polyurethane blue hoses
- Nickel-plated brass connections
- Swivelling joint 90° nickel-plated brass
- Viton seals



F-400

Article	Hose length	Ø hose	Inlet-outlet
070-1201-300	Without hose	-	F3/8" G - M3/8" G
070-1201-400	Without hose	-	M1/2" G - M1/2" G
070-1201-215	15 m	8x12	F3/8" G - M1/4" G gir.
070-1201-220	20 m	8x12	F3/8" G - M1/4" G gir.
070-1201-310	10 m	10x14	F3/8" G - M3/8" G
070-1201-315	15 m	10x14	F3/8" G - M3/8" G
070-1201-410	10 m	13x19	M1/2" G - M1/2" G



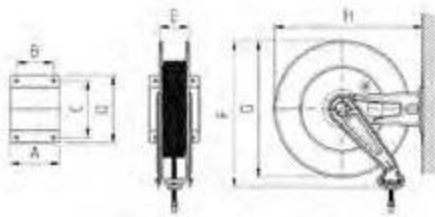
F-460

070-1301-400	Without hose	-	M1/2" G - M1/2" G
070-1301-320	20 m	10X14	M1/2" G - M3/8" G
070-1301-415	15 m	13X19	M1/2" G - M1/2" G
070-1301-418	18 m	13X19	M1/2" G - M1/2" G






F-550

070-1401-400	Without hose	-	M1/2" G - M1/2" G
070-1401-420	20 m	13X19	M1/2" G - M1/2" G
070-1401-425	25 m	13X19	M1/2" G - M1/2" G



OVERALL DIMENSIONS FIXED

Mod.	A	B	C	D	E	F	G	H	 Kg	 m ³	
F-400	158	120	168	192	95	450	400	435	12,50<19,50	0,046	1
F-460	158	120	168	192	95	480	460	500	16,50<23,00	0,060	1
F-550	200	150	225	270	120	590	550	600	22,00<28,00	0,085	1



Wall application with
inside output hose



Wall application with
outside output hose



Wall and ceiling application
with frontal output hose



Application bench with
frontal output hose

AUTOMATIC HOSE REELS VARNISHED SWIVELLING FOR AIR-WATER 20 bar



Equipped with:

- Polyurethane blue hoses
- Nickel-plated brass connections
- Swivelling joint 90° nickel-plated brass
- Viton seals

Article	Hose length	Ø hose	Inlet-outlet
071-1201-300	Without hose	-	F3/8"G - M3/8"G
071-1201-400	Without hose	-	M1/2"G - M1/2"G
071-1201-215	15 m	8x12	F3/8"G - M1/4"G gir.
071-1201-220	20 m	8x12	F3/8"G - M1/4"G gir.
071-1201-310	10 m	10x14	F3/8"G - M3/8"G
071-1201-315	15 m	10x14	F3/8"G - M3/8"G
071-1201-410	10 m	13x19	M1/2"G - M1/2"G

S-400



071-1301-400	Without hose	-	M1/2"G - M1/2"G
071-1301-320	20 m	10X14	M1/2"G - M3/8"G
071-1301-415	15 m	13X19	M1/2"G - M1/2"G
071-1301-418	18 m	13X19	M1/2"G - M1/2"G

S-460



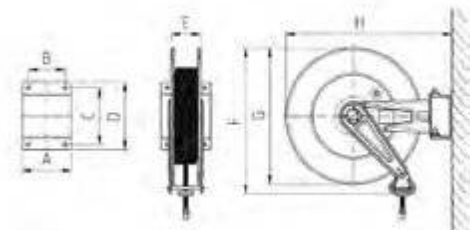
071-1401-400	Without hose	-	M1/2"G - M1/2"G
071-1401-420	20 m	13X19	M1/2"G - M1/2"G
071-1401-425	25 m	13X19	M1/2"G - M1/2"G

S-550



OVERALL DIMENSIONS SWIVELLING

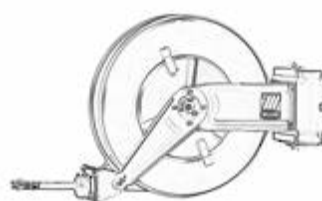
Mod.	A	B	C	D	E	F	G	H			
S-400	150	120	168	196	95	450	400	510	13,50<20,50	0,046	1
S-460	150	120	168	196	95	480	460	575	17,50<24,00	0,060	1
S-550	200	150	225	270	120	590	550	680	23,00<29,00	0,085	1



Wall application with inside output hose



Wall application with outside output hose



Wall and ceiling application with frontal outside hose



The insertion of the hose reel in the wall bracket is with quick disconnect coupling

AUTOMATIC HOSE REELS VARNISHED FIXED FOR AIR-WATER 20 bar

Equipped with:

- Synthetic black rubber hoses R6
- Galvanized connections
- Swivelling joint 90° nickel-plated brass
- Viton seals



F-400

Article	Hose length	Ø hose	Inlet-outlet
070-1201-300	Without hose	-	F3/8"G - M3/8"G
070-1201-400	Without hose	-	M1/2"G - M1/2"G
070-1202-212	12 m	5/16"	F3/8"G - M1/4"G
070-1202-218	18 m	5/16"	F3/8"G - M1/4"G
070-1202-310	10 m	3/8"	F3/8"G - M3/8"G
070-1202-318	18 m	3/8"	F3/8"G - M3/8"G
070-1202-410	10 m	1/2"	M1/2"G - M1/2"G



F-460

070-1301-400	Without hose	-	M1/2"G - M1/2"G
070-1302-320	20 m	3/8"	M1/2"G - M3/8"G
070-1302-415	15 m	1/2"	M1/2"G - M1/2"G
070-1302-418	18 m	1/2"	M1/2"G - M1/2"G



F-550

070-1401-400	Without hose	-	M1/2"G - M1/2"G
070-1402-420	20 m	1/2"	M1/2"G - M1/2"G
070-1402-425	25 m	1/2"	M1/2"G - M1/2"G



F-555




070-1502-400	Without hose	-	M1/2"G - M1/2"G
070-1502-600	Without hose	-	F1"G - M1"G
070-1502-430	30 m	1/2"	M1/2"G - M1/2"G
070-1502-515	15 m	3/4"	F3/4"G - M3/4"G
070-1502-520	20 m	3/4"	F3/4"G - M3/4"G
070-1502-615	15 m	1"	F1"G - M1"G

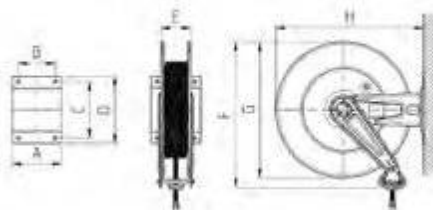


F-560

070-1602-600	Without hose	-	F1"G - M1"G
070-1602-530	30 m	3/4"	F3/4"G - M3/4"G
070-1602-540	40 m	3/4"	F3/4"G - M3/4"G
070-1602-620	20 m	1"	F1"G - M1"G
070-1602-630	30 m	1"	F1"G - M1"G

OVERALL DIMENSIONS FIXED

Mod.	A	B	C	D	E	F	G	H	 Kg	 m ³	
F-400	158	120	168	192	95	450	400	435	12,50<19,50	0,046	1
F-460	158	120	168	192	95	480	460	500	16,50<23,00	0,060	1
F-550	200	150	225	270	120	590	550	600	22,00<45,00	0,085	1
F-555	250	200	225	270	170	590	550	600	26,00<53,00	0,100	1
F-560	440	390	225	270	360	590	550	600	33,00<83,00	0,180	1



AUTOMATIC HOSE REELS VARNISHED SWIVELLING FOR AIR-WATER 20 bar



Equipped with:

- Synthetic black rubber hoses R6
- Galvanized connections
- Swivelling joint 90° nickel-plated brass
- Viton seals

Article	Hose length	Ø hose	Inlet-outlet
071-1201-300	Without hose	-	F3/8"G - M3/8"G
071-1201-400	Without hose	-	M1/2"G - M1/2"G
071-1202-212	12 m	5/16"	F3/8"G - M1/4"G
071-1202-218	18 m	5/16"	F3/8"G - M1/4"G
071-1202-310	10 m	3/8"	F3/8"G - M3/8"G
071-1202-318	18 m	3/8"	F3/8"G - M3/8"G
071-1202-410	10 m	1/2"	M1/2"G - M1/2"G

071-1301-400	Without hose	-	M1/2"G - M1/2"G
071-1302-320	20 m	3/8"	M1/2"G - M3/8"G
071-1302-415	15 m	1/2"	M1/2"G - M1/2"G
071-1302-418	18 m	1/2"	M1/2"G - M1/2"G

071-1401-400	Without hose	-	M1/2"G - M1/2"G
071-1402-420	20 m	1/2"	M1/2"G - M1/2"G
071-1402-425	25 m	1/2"	M1/2"G - M1/2"G

071-1502-400	Without hose	-	M1/2"G - M1/2"G
071-1502-600	Without hose	-	F1"G - M1"G
071-1502-430	30 m	1/2"	M1/2"G - M1/2"G
071-1502-515	15 m	3/4"	F3/4"G - M3/4"G
071-1502-520	20 m	3/4"	F3/4"G - M3/4"G
071-1502-615	15 m	1"	F1"G - M1"G

S-400



S-460



S-550

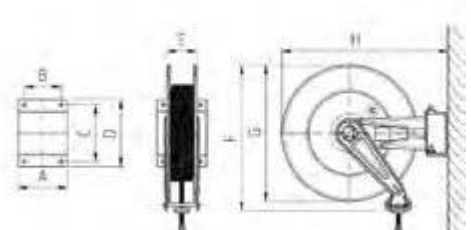


S-555



OVERALL DIMENSIONS SWIVELLING

Mod.	A	B	C	D	E	F	G	H	Kg	m³	
S-400	150	120	168	196	95	450	400	510	13,50<20,50	0,046	1
S-460	150	120	168	196	95	480	460	575	17,50<24,00	0,060	1
S-550	200	150	225	270	120	590	550	680	23,00<45,00	0,085	1
S-555	250	200	225	270	170	590	550	680	27,00<54,00	0,100	1



AUTOMATIC HOSE REELS VARNISHED FIXED FOR WATER 150 °C 200 bar

Equipped with:

- Synthetic rubber hoses no trace blue 1SC
- Galvanized connections
- Swivelling joint 90° stainless steel AISI 304
- Viton seals



F-400

Article	Hose length	Ø hose	Inlet-outlet
070-1205-300	Without hose	-	M3/8"G - M3/8"G
070-1205-400	Without hose	-	M1/2"G - M1/2"G
070-1204-210	10 m	5/16"	M3/8"G - F3/8"G
070-1204-215	15 m	5/16"	M3/8"G - F3/8"G
070-1204-310	10 m	3/8"	M3/8"G - F3/8"G
070-1204-410	10 m	1/2"	M1/2"G - F1/2"G

F-460

070-1305-300	Without hose	-	M3/8"G - M3/8"G
070-1305-400	Without hose	-	M1/2"G - M1/2"G
070-1304-220	20 m	5/16"	M3/8"G - F3/8"G
070-1304-315	15 m	3/8"	M3/8"G - F3/8"G
070-1304-318	18 m	3/8"	M3/8"G - F3/8"G
070-1304-415	15 m	1/2"	M1/2"G - F1/2"G

F-550

070-1405-300	Without hose	-	M3/8"G - M3/8"G
070-1405-400	Without hose	-	M1/2"G - M1/2"G
070-1404-320	20 m	3/8"	M3/8"G - F3/8"G
070-1404-325	25 m	3/8"	M3/8"G - F3/8"G
070-1404-420	20 m	1/2"	M1/2"G - F1/2"G




F-555

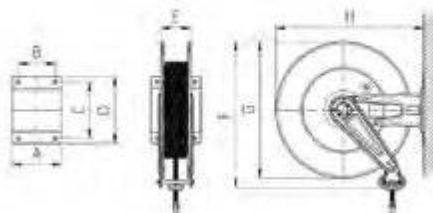
070-1505-300	Without hose	-	M3/8"G - M3/8"G
070-1505-400	Without hose	-	M1/2"G - M1/2"G
070-1504-330	30 m	3/8"	M3/8"G - F3/8"G
070-1504-425	25 m	1/2"	M1/2"G - F1/2"G
070-1504-430	30 m	1/2"	M1/2"G - F1/2"G

F-560

070-1605-400	Without hose	-	M1/2"G - M1/2"G
070-1604-340	40 m	3/8"	M1/2"G - F3/8"G
070-1604-440	40 m	1/2"	M1/2"G - F1/2"G

OVERALL DIMENSIONS FIXED

Mod.	A	B	C	D	E	F	G	H			
F-400	158	120	168	192	95	450	400	435	12,50<19,50	0,046	1
F-460	158	120	168	192	95	480	460	500	16,50<23,00	0,060	1
F-550	200	150	225	270	120	590	550	600	22,00<45,00	0,085	1
F-555	250	200	225	270	170	590	550	600	26,00<53,00	0,100	1
F-560	440	390	225	270	360	590	550	600	33,00<83,00	0,180	1



AUTOMATIC HOSE REELS VARNISHED SWIVELLING FOR WATER 150 °C 200 bar



Equipped with:

- Synthetic rubber hoses no trace blue 1SC
- Galvanized connections
- Swivelling joint 90° stainless steel AISI 304
- Viton seals

Article	Hose length	Ø hose	Inlet-outlet
071-1205-300	Without hose	-	M3/8"G - M3/8"G
071-1205-400	Without hose	-	M1/2"G - M1/2"G
071-1204-210	10 m	5/16"	M3/8"G - F3/8"G
071-1204-215	15 m	5/16"	M3/8"G - F3/8"G
071-1204-310	10 m	3/8"	M3/8"G - F3/8"G
071-1204-410	10 m	1/2"	M1/2"G - F1/2"G

S-400



071-1305-300	Without hose	-	M3/8"G - M3/8"G
071-1305-400	Without hose	-	M1/2"G - M1/2"G
071-1304-220	20 m	5/16"	M3/8"G - F3/8"G
071-1304-315	15 m	3/8"	M3/8"G - F3/8"G
071-1304-318	18 m	3/8"	M3/8"G - F3/8"G
071-1304-415	15 m	1/2"	M1/2"G - F1/2"G

S-460



071-1405-300	Without hose	-	M3/8"G - M3/8"G
071-1405-400	Without hose	-	M1/2"G - M1/2"G
071-1404-320	20 m	3/8"	M3/8"G - F3/8"G
071-1404-325	25 m	3/8"	M3/8"G - F3/8"G
071-1404-420	20 m	1/2"	M1/2"G - F1/2"G

S-550



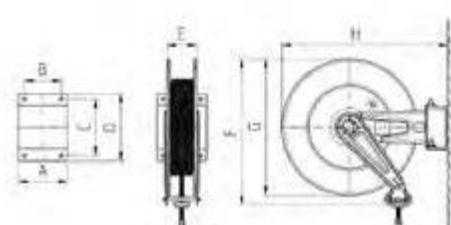
071-1505-300	Without hose	-	M3/8"G - M3/8"G
071-1505-400	Without hose	-	M1/2"G - M1/2"G
071-1504-330	30 m	3/8"	M3/8"G - F3/8"G
071-1504-425	25 m	1/2"	M1/2"G - F1/2"G
071-1504-430	30 m	1/2"	M1/2"G - F1/2"G

S-555



OVERALL DIMENSIONS SWIVELLING

Mod.	A	B	C	D	E	F	G	H			
S-400	150	120	168	196	95	450	400	510	13,50<20,50	0,046	1
S-460	150	120	168	196	95	480	460	575	17,50<24,00	0,060	1
S-550	200	150	225	270	120	590	550	680	23,00<45,00	0,085	1
S-555	250	200	225	270	170	590	550	680	27,00<54,00	0,100	1



HOSE REELS



AUTOMATIC HOSE REELS VARNISHED FIXED FOR WATER 150 °C 400 bar

Equipped with:

- Synthetic rubber hoses no trace blue 2SC
- Galvanized connections
- Swivelling joint 90° stainless steel AISI 304
- Viton seals



Article	Hose length	Ø hose	Inlet-outlet
F-400 070-1205-300	Without hose	-	M3/8"G - M3/8"G
070-1205-400	Without hose	-	M1/2"G - M1/2"G
070-1205-210	10 m	5/16"	M3/8"G - F3/8"G
070-1205-215	15 m	5/16"	M3/8"G - F3/8"G
070-1205-310	10 m	3/8"	M3/8"G - F3/8"G
070-1205-410	10 m	1/2"	M1/2"G - F1/2"G

F-460 070-1305-300	Without hose	-	M3/8"G - M3/8"G
070-1305-400	Without hose	-	M1/2"G - M1/2"G
070-1305-220	20 m	5/16"	M3/8"G - F3/8"G
070-1305-315	15 m	3/8"	M3/8"G - F3/8"G
070-1305-318	18 m	3/8"	M3/8"G - F3/8"G
070-1305-415	15 m	1/2"	M1/2"G - F1/2"G

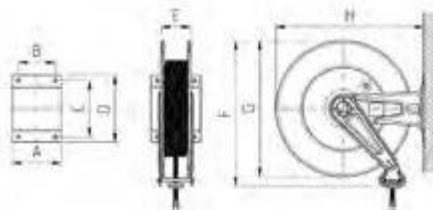
F-550 070-1405-300	Without hose	-	M3/8"G - M3/8"G
070-1405-400	Without hose	-	M1/2"G - M1/2"G
070-1405-320	20 m	3/8"	M3/8"G - F3/8"G
070-1405-325	25 m	3/8"	M3/8"G - F3/8"G
070-1405-420	20 m	1/2"	M1/2"G - F1/2"G

F-555 070-1505-300	Without hose	-	M3/8"G - M3/8"G
070-1505-400	Without hose	-	M1/2"G - M1/2"G
070-1505-330	30 m	3/8"	M3/8"G - F3/8"G
070-1505-425	25 m	1/2"	M1/2"G - F1/2"G
070-1505-430	30 m	1/2"	M1/2"G - F1/2"G

F-560 070-1605-400	Without hose	-	M1/2"G - M1/2"G
070-1605-340	40 m	3/8"	M1/2"G - F3/8"G
070-1605-440	40 m	1/2"	M1/2"G - F1/2"G

OVERALL DIMENSIONS FIXED

Mod.	A	B	C	D	E	F	G	H	Kg	m ³	
F-400	158	120	168	192	95	450	400	435	12,50<19,50	0,046	1
F-460	158	120	168	192	95	480	460	500	16,50<23,00	0,060	1
F-550	200	150	225	270	120	590	550	600	22,00<45,00	0,085	1
F-555	250	200	225	270	170	590	550	600	26,00<53,00	0,100	1
F-560	440	390	225	270	360	590	550	600	33,00<83,00	0,180	1



AUTOMATIC HOSE REELS VARNISHED SWIVELLING FOR WATER 150 °C 400 bar



Equipped with:

- Synthetic rubber hoses no trace blue 2SC
- Galvanized connections
- Swivelling joint 90° stainless steel AISI 304
- Viton seals

Article	Hose length	Ø hose	Inlet-outlet
071-1205-300	Without hose	-	M3/8"G - M3/8"G
071-1205-400	Without hose	-	M1/2"G - M1/2"G
071-1205-210	10 m	5/16"	M3/8"G - F3/8"G
071-1205-215	15 m	5/16"	M3/8"G - F3/8"G
071-1205-310	10 m	3/8"	M3/8"G - F3/8"G
071-1205-410	10 m	1/2"	M1/2"G - F1/2"G

S-400



071-1305-300	Without hose	-	M3/8"G - M3/8"G
071-1305-400	Without hose	-	M1/2"G - M1/2"G
071-1305-220	20 m	5/16"	M3/8"G - F3/8"G
071-1305-315	15 m	3/8"	M3/8"G - F3/8"G
071-1305-318	18 m	3/8"	M3/8"G - F3/8"G
071-1305-415	15 m	1/2"	M1/2"G - F1/2"G

S-460



071-1405-300	Without hose	-	M3/8"G - M3/8"G
071-1405-400	Without hose	-	M1/2"G - M1/2"G
071-1405-320	20 m	3/8"	M3/8"G - F3/8"G
071-1405-325	25 m	3/8"	M3/8"G - F3/8"G
071-1405-420	20 m	1/2"	M1/2"G - F1/2"G

S-550



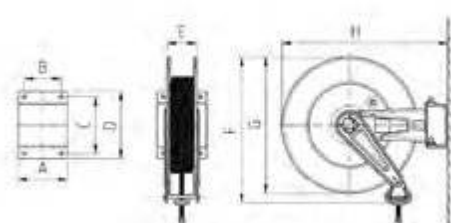
071-1505-300	Without hose	-	M3/8"G - M3/8"G
071-1505-400	Without hose	-	M1/2"G - M1/2"G
071-1505-330	30 m	3/8"	M3/8"G - F3/8"G
071-1505-425	25 m	1/2"	M1/2"G - F1/2"G
071-1505-430	30 m	1/2"	M1/2"G - F1/2"G

S-555



OVERALL DIMENSIONS SWIVELLING

Mod.	A	B	C	D	E	F	G	H			
S-400	150	120	168	196	95	450	400	510	13,50<20,50	0,046	1
S-460	150	120	168	196	95	480	460	575	17,50<24,00	0,060	1
S-550	200	150	225	270	120	590	550	680	23,00<45,00	0,085	1
S-555	250	200	225	270	170	590	550	680	27,00<54,00	0,100	1



HOSE REELS

AUTOMATIC HOSE REELS VARNISHED FIXED FOR OIL 160 bar

Equipped with:

- Synthetic black rubber hoses 1SC
- Galvanized connections
- Swivelling joint 90° galvanized
- Polyurethane seals



F-400

Article	Hose length	Ø hose	Inlet-outlet
070-1206-400	Without hose	-	M1/2"G - M1/2"G
070-1206-310	10 m	3/8"	M1/2"G - M1/2"G
070-1206-410	10 m	1/2"	M1/2"G - M1/2"G

F-460

Article	Hose length	Ø hose	Inlet-outlet
070-1306-400	Without hose	-	M1/2"G - M1/2"G
070-1306-315	15 m	3/8"	M1/2"G - M1/2"G
070-1306-415	15 m	1/2"	M1/2"G - M1/2"G
070-1306-418	18 m	1/2"	M1/2"G - M1/2"G

F-550

Article	Hose length	Ø hose	Inlet-outlet
070-1406-400	Without hose	-	M1/2"G - M1/2"G
070-1406-420	20 m	1/2"	M1/2"G - M1/2"G
070-1406-425	25 m	1/2"	M1/2"G - M1/2"G

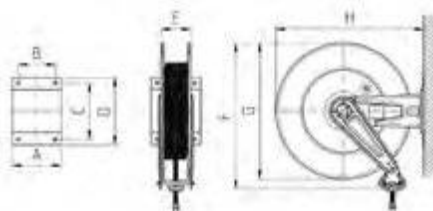
F-555

Article	Hose length	Ø hose	Inlet-outlet
070-1506-400	Without hose	-	M1/2"G - M1/2"G
070-1506-500	Without hose	-	M3/4"G - M3/4"G
070-1506-600	Without hose	-	M1"G - M1"G
070-1506-430	30 m	1/2"	M1/2"G - M1/2"G
070-1506-515	15 m	3/4"	M3/4"G - M3/4"G
070-1506-520	20 m	3/4"	M3/4"G - M3/4"G
070-1506-615	15 m	1"	M1"G - M1"G

F-560

Article	Hose length	Ø hose	Inlet-outlet
070-1606-500	Without hose	-	M3/4"G - M3/4"G
070-1606-600	Without hose	-	M1"G - M1"G
070-1606-525	25 m	3/4"	M3/4"G - M3/4"G
070-1606-530	30 m	3/4"	M3/4"G - M3/4"G
070-1606-620	20 m	1"	M1"G - M1"G
070-1606-630	30 m	1"	M1"G - M1"G

OVERALL DIMENSIONS FIXED



Mod.	A	B	C	D	E	F	G	H	Kg	m ³	m ³
F-400	158	120	168	192	95	450	400	435	12,50<19,50	0,046	1
F-460	158	120	168	192	95	480	460	500	16,50<23,00	0,060	1
F-550	200	150	225	270	120	590	550	600	22,00<45,00	0,085	1
F-555	250	200	225	270	170	590	550	600	26,00<53,00	0,100	1
F-560	440	390	225	270	360	590	550	600	33,00<83,00	0,180	1

AUTOMATIC HOSE REELS VARNISHED SWIVELLING FOR OIL 160 bar



Equipped with:

- Synthetic black rubber hoses 1SC
- Galvanized connections
- Swivelling joint 90° galvanized
- Polyurethane seals

Article	Hose length	Ø hose	Inlet-outlet
071-1206-400	Without hose	-	M1/2"G - M1/2"G
071-1206-310	10 m	3/8"	M1/2"G - M1/2"G
071-1206-410	10 m	1/2"	M1/2"G - M1/2"G

S-400



071-1306-400	Without hose	-	M1/2"G - M1/2"G
071-1306-315	15 m	3/8"	M1/2"G - M1/2"G
071-1306-415	15 m	1/2"	M1/2"G - M1/2"G
071-1306-418	18 m	1/2"	M1/2"G - M1/2"G

S-460



071-1406-400	Without hose	-	M1/2"G - M1/2"G
071-1406-420	20 m	1/2"	M1/2"G - M1/2"G
071-1406-425	25 m	1/2"	M1/2"G - M1/2"G

S-550



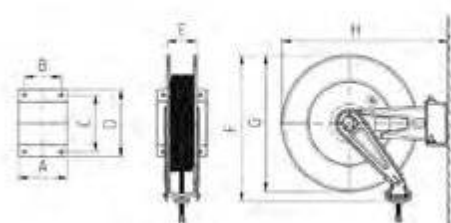
071-1506-400	Without hose	-	M1/2"G - M1/2"G
071-1506-500	Without hose	-	M3/4"G - M3/4"G
071-1506-600	Without hose	-	M1"G - M1"G
071-1506-430	30 m	1/2"	M1/2"G - M1/2"G
071-1506-515	15 m	3/4"	M3/4"G - M3/4"G
071-1506-520	20 m	3/4"	M3/4"G - M3/4"G
071-1506-615	15 m	1"	M1"G - M1"G

S-555



OVERALL DIMENSIONS SWIVELLING

Mod.	A	B	C	D	E	F	G	H			
S-400	150	120	168	196	95	450	400	510	13,50<20,50	0,046	1
S-460	150	120	168	196	95	480	460	575	17,50<24,00	0,060	1
S-550	200	150	225	270	120	590	550	680	23,00<45,00	0,085	1
S-555	250	200	225	270	170	590	550	680	27,00<54,00	0,100	1



AUTOMATIC HOSE REELS VARNISHED FIXED FOR GREASE 600 bar

Equipped with:

- Synthetic black rubber hoses 2SC
- Galvanized connections
- Swivelling joint 90° galvanized
- Polyurethane seals



F-400

Article	Hose length	Ø hose	Inlet-outlet
070-1207-200	Without hose	-	M1/4"G - M1/4"G
070-1207-300	Without hose	-	M3/8"G - M3/8"G
070-1207-110	10 m	1/4"	M1/4"G - M1/4"G
070-1207-115	15 m	1/4"	M1/4"G - M1/4"G
070-1207-310	10 m	3/8"	M3/8"G - M1/4"G



F-460

070-1307-200	Without hose	-	M1/4"G - M1/4"G
070-1307-300	Without hose	-	M3/8"G - M3/8"G
070-1307-118	18 m	1/4"	M1/4"G - M1/4"G
070-1307-315	15 m	3/8"	M3/8"G - M1/4"G



F-550

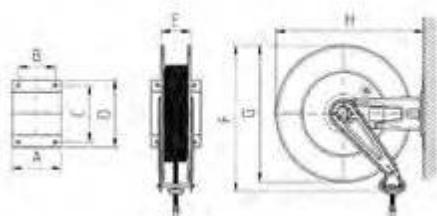
070-1407-300	Without hose	-	M3/8"G - M3/8"G
070-1407-320	20 m	3/8"	M3/8"G - M1/4"G
070-1407-325	25 m	3/8"	M3/8"G - M1/4"G






F-555

070-1507-300	Without hose	-	M3/8"G - M3/8"G
070-1507-330	30 m	3/8"	M3/8"G - M1/4"G

OVERALL DIMENSIONS FIXED



Mod.	A	B	C	D	E	F	G	H			
F-400	158	120	168	192	95	450	400	435	12,50<19,50	0,046	1
F-460	158	120	168	192	95	480	460	500	16,50<23,00	0,060	1
F-550	200	150	225	270	120	590	550	600	22,00<45,00	0,085	1
F-555	250	200	225	270	170	590	550	600	26,00<53,00	0,100	1

AUTOMATIC HOSE REELS VARNISHED SWIVELLING FOR GREASE 600 bar



Equipped with:

- Synthetic black rubber hoses 2SC
- Galvanized connections
- Swivelling joint 90° galvanized
- Polyurethane seals

Article	Hose length	Ø hose	Inlet-outlet
071-1207-200	Without hose	-	M1/4"G - M1/4"G
071-1207-300	Without hose	-	M3/8"G - M3/8"G
071-1207-110	10 m	1/4"	M1/4"G - M1/4"G
071-1207-115	15 m	1/4"	M1/4"G - M1/4"G
071-1207-310	10 m	3/8"	M3/8"G - M1/4"G

S-400



071-1307-200	Without hose	-	M1/4"G - M1/4"G
071-1307-300	Without hose	-	M3/8"G - M3/8"G
071-1307-118	18 m	1/4"	M1/4"G - M1/4"G
071-1307-315	15 m	3/8"	M3/8"G - M1/4"G

S-460



071-1407-300	Without hose	-	M3/8"G - M3/8"G
071-1407-320	20 m	3/8"	M3/8"G - M1/4"G
071-1407-325	25 m	3/8"	M3/8"G - M1/4"G

S-550



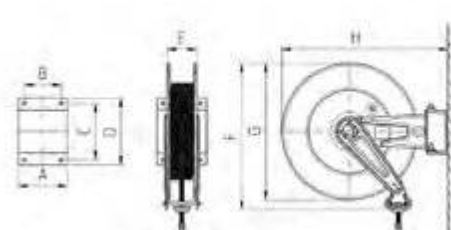
071-1507-300	Without hose	-	M3/8"G - M3/8"G
071-1507-330	30 m	3/8"	M3/8"G - M1/4"G

S-555



OVERALL DIMENSIONS SWIVELLING

Mod.	A	B	C	D	E	F	G	H			
S-400	150	120	168	196	95	450	400	510	13,50<20,50	0,046	1
S-460	150	120	168	196	95	480	460	575	17,50<24,00	0,060	1
S-550	200	150	225	270	120	590	550	680	23,00<45,00	0,085	1
S-555	250	200	225	270	170	590	550	680	27,00<54,00	0,100	1





AUTOMATIC HOSE REELS VARNISHED FIXED FOR DIESEL 10 bar

Equipped with:

- Antistatic black rubber hoses
- Galvanized connections
- Swivelling joint 90° galvanized
- Viton seals



F-550

Article	Delivery	Hose length	Ø hose	Inlet-outlet
070-1408-600	95 l/min	Without hose	-	F1" G - M1" G
070-1408-510	90 l/min	10 m	3/4"	F1" G - M1" G
070-1408-515	85 l/min	15m	3/4"	F1" G - M1" G
070-1408-610	95 l/min	10m	1"	F1" G - M1" G



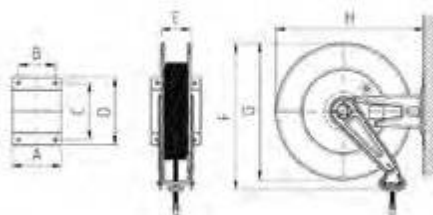
F-555

070-1508-600	95 l/min	Without hose	-	F1" G - M1" G
070-1508-520	83 l/min	20 m	3/4"	F1" G - M1" G
070-1508-615	90 l/min	15 m	1"	F1" G - M1" G






F-560

070-1608-600	95 l/min	Without hose	-	F1" G - M1" G
070-1608-530	80 l/min	30 m	3/4"	F1" G - M1" G
070-1608-540	75 l/min	40 m	3/4"	F1" G - M1" G
070-1608-620	87 l/min	20 m	1"	F1" G - M1" G
070-1608-630	85 l/min	30 m	1"	F1" G - M1" G



OVERALL DIMENSIONS FIXED

Mod.	A	B	C	D	E	F	G	H	 Kg	 m ³	
F-550	200	150	225	270	120	590	550	600	22,00<45,00	0,085	1
F-555	250	200	225	270	170	590	550	600	26,00<53,00	0,100	1
F-560	440	390	225	270	360	590	550	600	33,00<83,00	0,180	1

AUTOMATIC HOSE REELS VARNISHED SWIVELLING FOR DIESEL 10 bar



Equipped with:

- Antistatic black rubber hoses
- Galvanized connections
- Swivelling joint 90° galvanized
- Viton seals

Article	Delivery	Hose length	Ø hose	Inlet-outlet
071-1408-600	95 l/min	Without hose	-	F1" G - M1" G
071-1408-510	90 l/min	10 m	3/4"	F1" G - M1" G
071-1408-515	85 l/min	15m	3/4"	F1" G - M1" G
071-1408-610	95 l/min	10m	1"	F1" G - M1" G

S-550



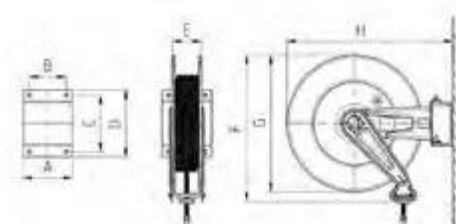
071-1508-600	95 l/min	Without hose	-	F1" G - M1" G
071-1508-520	83 l/min	20 m	3/4"	F1" G - M1" G
071-1508-615	90 l/min	15 m	1"	F1" G - M1" G

S-555



OVERALL DIMENSIONS SWIVELLING

Mod.	A	B	C	D	E	F	G	H			
S-550	200	150	225	270	120	590	550	680	23,00<45,00	0,085	1
S-555	250	200	225	270	170	590	550	680	27,00<54,00	0,100	1



HOSE REELS

AUTOMATIC HOSE REELS VARNISHED FIXED FOR ANTIFREEZE – WINDSCREEN – ADBLUE 20 bar

Equipped with:

- Antistatic black rubber hoses EPDM
- Stainless steel connections AISI 316
- Stainless steel swivelling joint 90° AISI 316
- Viton seals



F-400

Article	Hose length	Ø hose	Inlet-outlet
070-1209-400	Without hose	-	M1/2”G – M1/2”G
070-1209-410	10 m	1/2”	M1/2”G – M1/2”G



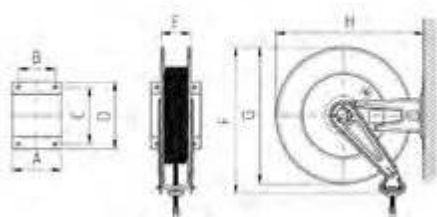
F-460

070-1309-400	Without hose	-	M1/2”G – M1/2”G
070-1309-415	15 m	1/2”	M1/2”G – M1/2”G






F-550

070-1409-500	Without hose	-	F3/4”G – M3/4”G
070-1409-510	10 m	3/4”	F3/4”G – M3/4”G
070-1409-515	15 m	3/4”	F3/4”G – M3/4”G



OVERALL DIMENSIONS FIXED

Mod.	A	B	C	D	E	F	G	H			
F-400	158	120	168	192	95	450	400	435	12,50<19,50	0,046	1
F-460	158	120	168	192	95	480	460	500	16,50<23,00	0,060	1
F-550	200	150	225	270	120	590	550	600	22,00<45,00	0,085	1

AUTOMATIC HOSE REELS VARNISHED SWIVELLING FOR ANTIFREEZE – WINDSCREEN – ADBLUE 20 bar



Equipped with:

- Antistatic black rubber hoses EPDM
- Stainless steel connections AISI 316
- Stainless steel swivelling joint 90° AISI 316
- Viton seals

Article	Hose length	Ø hose	Inlet-outlet
071-1209-400	Without hose	-	M1/2"G - M1/2"G
071-1209-410	10 m	1/2"	M1/2"G - M1/2"G

S-400



071-1309-400	Without hose	-	M1/2"G - M1/2"G
071-1309-415	15 m	1/2"	M1/2"G - M1/2"G

S-460






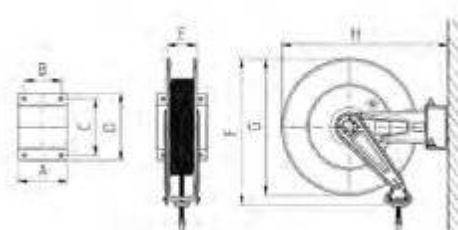
071-1409-500	Without hose	-	F3/4"G - M3/4"G
071-1409-510	10 m	3/4"	F3/4"G - M3/4"G
071-1409-515	15 m	3/4"	F3/4"G - M3/4"G

S-550



OVERALL DIMENSIONS SWIVELLING

Mod.	A	B	C	D	E	F	G	H			
S-400	150	120	168	196	95	450	400	510	13,50<20,50	0,046	1
S-460	150	120	168	196	95	480	460	575	17,50<24,00	0,060	1
S-550	200	150	225	270	120	590	550	680	23,00<45,00	0,085	1



HOSE REELS

AUTOMATIC HOSE REELS VARNISHED FIXED WITHOUT HOSE

F-400


Article	Type of delivery fluid	Swivelling joint 90°	Seals	Inlet-outlet
070-1201-300	Air-water 20 bar	brass	viton	F3/8"G - M3/8"G
070-1201-400	Air-water 20 bar	brass	viton	M1/2"G - M1/2"G
070-1205-300	Water 150°C 400 bar	stainless steel	viton	M3/8"G - M3/8"G
070-1205-400	Water 150°C 400 bar	stainless steel	viton	M1/2"G - M1/2"G
070-1206-400	Oil 160 bar	galvanized steel	polyurethane	M1/2"G - M1/2"G
070-1207-200	Grease 600 bar	galvanized steel	polyurethane	M1/4"G - M1/4"G
070-1207-300	Grease 600 bar	galvanized steel	polyurethane	M3/8"G - M3/8"G
070-1209-400	Antifreeze-windscreen 20 bar	Stainless steel	viton	M1/2"G - M1/2"G

F-460


070-1301-400	Air-water 20 bar	brass	viton	M1/2"G - M1/2"G
070-1305-300	Water 150°C 400 bar	stainless steel	viton	M3/8"G - M3/8"G
070-1305-400	Water 150°C 400 bar	stainless steel	viton	M1/2"G - M1/2"G
070-1306-400	Oil 160 bar	galvanized steel	polyurethane	M1/2"G - M1/2"G
070-1307-200	Grease 600 bar	galvanized steel	polyurethane	M1/4"G - M1/4"G
070-1307-300	Grease 600 bar	galvanized steel	polyurethane	M3/8"G - M3/8"G
070-1309-400	Antifreeze-windscreen 20 bar	stainless steel	viton	M1/2"G - M1/2"G

F-550


070-1401-400	Air-water 20 bar	brass	viton	M1/2"G - M1/2"G
070-1405-300	Water 150°C 400 bar	stainless steel	viton	M3/8"G - M3/8"G
070-1405-400	Water 150°C 400 bar	stainless steel	viton	M1/2"G - M1/2"G
070-1406-400	Oil 160 bar	galvanized steel	polyurethane	M1/2"G - M1/2"G
070-1407-300	Grease 600 bar	galvanized steel	polyurethane	M3/8"G - M3/8"G
070-1408-600	Diesel 10 bar	galvanized steel	viton	F1"G - M1"G
070-1409-500	Adblue 20 bar	stainless steel	viton	F3/4"G - M3/4"G




F-555

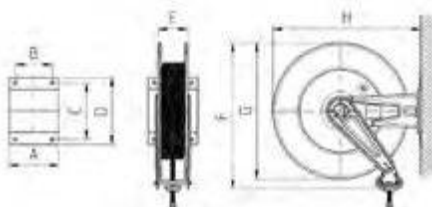

070-1502-400	Air-water 20 bar	brass	viton	M1/2"G - M1/2"G
070-1502-600	Air-water 20 bar	brass	viton	F1"G - M1"G
070-1505-300	Water 150°C 400 bar	stainless steel	viton	M3/8"G - M3/8"G
070-1505-400	Water 150°C 400 bar	stainless steel	viton	M1/2"G - M1/2"G
070-1506-400	Oil 160 bar	galvanized steel	polyurethane	M1/2"G - M1/2"G
070-1506-500	Oil 160 bar	galvanized steel	polyurethane	M3/4"G - M3/4"G
070-1506-600	Oil 160 bar	galvanized steel	polyurethane	M1"G - M1"G
070-1507-300	Grease 600 bar	galvanized steel	polyurethane	M3/8"G - M3/8"G
070-1508-600	Diesel 10 bar	galvanized steel	viton	F1"G - M1"G

F-560


070-1602-600	Air-water 20 bar	brass	viton	F1"G - M1"G
070-1605-400	Water 150°C 400 bar	stainless steel	viton	M1/2"G - M1/2"G
070-1606-500	Oil 160 bar	galvanized steel	polyurethane	M3/4"G - M3/4"G
070-1606-600	Oil 160 bar	galvanized steel	polyurethane	M1"G - M1"G
070-1608-600	Diesel 10 bar	galvanized steel	viton	F1"G - M1"G

OVERALL DIMENSIONS FIXED

Mod.	A	B	C	D	E	F	G	H			
F-400	158	120	168	192	95	450	400	435	12,50	0,046	1
F-460	158	120	168	192	95	480	460	500	16,50	0,060	1
F-550	200	150	225	270	120	590	550	600	22,00	0,085	1
F-555	250	200	225	270	170	590	550	600	26,00	0,100	1
F-560	440	390	225	270	360	590	550	600	33,00	0,180	1



AUTOMATIC HOSE REELS VARNISHED SWIVELLING WITHOUT HOSE



Article	Type of delivery fluid	Swivelling joint 90°	Seals	Inlet-outlet
071-1201-300	Air-water 20 bar	brass	viton	F3/8"G - M3/8"G
071-1201-400	Air-water 20 bar	brass	viton	M1/2"G - M1/2"G
071-1205-300	Water 150 °C 400 bar	stainless steel	viton	M3/8"G - M3/8"G
071-1205-400	Water 150 °C 400 bar	stainless steel	viton	M1/2"G - M1/2"G
071-1206-400	Oil 160 bar	galvanized steel	polyurethane	M1/2"G - M1/2"G
071-1207-200	Grease 600 bar	galvanized steel	polyurethane	M1/4"G - M1/4"G
071-1207-300	Grease 600 bar	galvanized steel	polyurethane	M3/8"G - M3/8"G
071-1209-400	Antifreeze-windscreen 20 bar	Stainless steel	viton	M1/2"G - M1/2"G
071-1301-400	Air-water 20 bar	brass	viton	M1/2"G - M1/2"G
071-1305-300	Water 150 °C 400 bar	stainless steel	viton	M3/8"G - M3/8"G
071-1305-400	Water 150 °C 400 bar	stainless steel	viton	M1/2"G - M1/2"G
071-1306-400	Oil 160 bar	galvanized steel	polyurethane	M1/2"G - M1/2"G
071-1307-200	Grease 600 bar	galvanized steel	polyurethane	M1/4"G - M1/4"G
071-1307-300	Grease 600 bar	galvanized steel	polyurethane	M3/8"G - M3/8"G
071-1309-400	Antifreeze-windscreen 20 bar	stainless steel	viton	M1/2"G - M1/2"G
071-1401-400	Air-water 20 bar	brass	viton	M1/2"G - M1/2"G
071-1405-300	Water 150 °C 400 bar	stainless steel	viton	M3/8"G - M3/8"G
071-1405-400	Water 150 °C 400 bar	stainless steel	viton	M1/2"G - M1/2"G
071-1406-400	Oil 160 bar	galvanized steel	polyurethane	M1/2"G - M1/2"G
071-1407-300	Grease 600 bar	galvanized steel	polyurethane	M3/8"G - M3/8"G
071-1408-600	Diesel 10 bar	galvanized steel	viton	F1"G - M1"G
071-1409-500	Adblue 20 bar	stainless steel	viton	F3/4"G - M3/4"G
071-1502-400	Air-water 20 bar	brass	viton	M1/2"G - M1/2"G
071-1502-600	Air-water 20 bar	brass	viton	F1"G - M1"G
071-1505-300	Water 150 °C 400 bar	stainless steel	viton	M3/8"G - M3/8"G
071-1505-400	Water 150 °C 400 bar	stainless steel	viton	M1/2"G - M1/2"G
071-1506-400	Oil 160 bar	galvanized steel	polyurethane	M1/2"G - M1/2"G
071-1506-500	Oil 160 bar	galvanized steel	polyurethane	M3/4"G - M3/4"G
071-1506-600	Oil 160 bar	galvanized steel	polyurethane	M1"G - M1"G
071-1507-300	Grease 600 bar	galvanized steel	polyurethane	M3/8"G - M3/8"G
071-1508-600	Diesel 10 bar	galvanized steel	viton	F1"G - M1"G

S-400



S-460



S-550



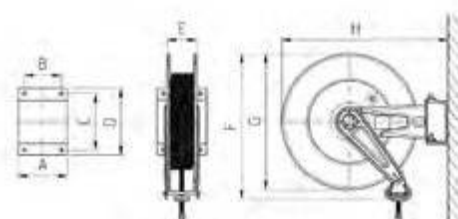
S-555



OVERALL DIMENSIONS SWIVELLING



Mod.	A	B	C	D	E	F	G	H	kg	m ³	Quantity
S-400	150	120	168	196	95	450	400	510	13,50	0,046	1
S-460	150	120	168	196	95	480	460	575	17,50	0,060	1
S-550	200	150	225	270	120	590	550	680	23,00	0,085	1
S-555	250	200	225	270	170	590	550	680	27,00	0,100	1



HOSE REELS

Equipped with:

- Polyurethane blue hoses
- Nickel-plated brass connections
- Swivelling joint 90° nickel-plated brass
- Viton seals



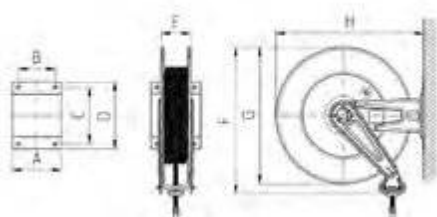
FX-400	Article	Hose length	Ø hose	Inlet-outlet
	070-2201-300	Without hose	-	F3/8"G - M3/8"G
	070-2201-400	Without hose	-	M1/2"G - M1/2"G
	070-2201-215	15 m	8x12	F3/8"G - M1/4"G gir.
	070-2201-220	20 m	8x12	F3/8"G - M1/4"G gir.
	070-2201-310	10 m	10x14	F3/8"G - M3/8"G
	070-2201-315	15 m	10x14	F3/8"G - M3/8"G
	070-2201-410	10 m	13x19	M1/2"G - M1/2"G






FX-460	Article	Hose length	Ø hose	Inlet-outlet
	070-2301-400	Without hose	-	M1/2"G - M1/2"G
	070-2301-320	20 m	10X14	M1/2"G - M3/8"G
	070-2301-415	15 m	13X19	M1/2"G - M1/2"G
	070-2301-418	18 m	13X19	M1/2"G - M1/2"G



FX-550	Article	Hose length	Ø hose	Inlet-outlet
	070-2401-400	Without hose	-	M1/2"G - M1/2"G
	070-2401-420	20 m	13X19	M1/2"G - M1/2"G
	070-2401-425	25 m	13X19	M1/2"G - M1/2"G



OVERALL DIMENSIONS FIXED

Mod.	A	B	C	D	E	F	G	H			
FX-400	158	120	168	192	95	450	400	435	12,50<23,00	0,046	1
FX-460	158	120	168	192	95	480	460	500	16,50<23,00	0,060	1
FX-550	200	150	225	270	120	590	550	600	22,00<28,00	0,085	1

STAINLESS STEEL AUTOMATIC HOSE REELS AISI 304 SWIVELLING FOR AIR-WATER 20 bar



Equipped with:

- Polyurethane blue hoses
- Nickel-plated brass connections
- Swivelling joint 90° nickel-plated brass
- Viton seals

Article	Hose length	Ø hose	Inlet-outlet
071-2201-300	Without hose	-	F3/8"G - M3/8"G
071-2201-400	Without hose	-	M1/2"G - M1/2"G
071-2201-215	15 m	8x12	F3/8"G - M1/4"G gir.
071-2201-220	20 m	8x12	F3/8"G - M1/4"G gir.
071-2201-310	10 m	10x14	F3/8"G - M3/8"G
071-2201-315	15 m	10x14	F3/8"G - M3/8"G
071-2201-410	10 m	13x19	M1/2"G - M1/2"G

SX-400



071-2301-400	Without hose	-	M1/2"G - M1/2"G
071-2301-320	20 m	10X14	M1/2"G - M3/8"G
071-2301-415	15 m	13X19	M1/2"G - M1/2"G
071-2301-418	18 m	13X19	M1/2"G - M1/2"G

SX-460



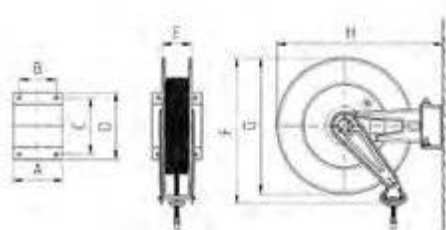
071-2401-400	Without hose	-	M1/2"G - M1/2"G
071-2401-420	20 m	13X19	M1/2"G - M1/2"G
071-2401-425	25 m	13X19	M1/2"G - M1/2"G

SX-550



OVERALL DIMENSIONS SWIVELLING

Mod.	A	B	C	D	E	F	G	H			
SX-400	150	120	168	196	95	450	400	510	13,50<20,50	0,046	1
SX-460	150	120	168	196	95	480	460	575	17,50<24,00	0,060	1
SX-550	200	150	225	270	120	590	550	680	23,00<29,00	0,085	1



HOSE REELS

STAINLESS STEEL AUTOMATIC HOSE REELS AISI 304 FIXED FOR AIR-WATER 20 bar




Equipped with:

- Synthetic black rubber hoses R6
- Galvanized connections
- Swivelling joint 90° nickel-plated brass
- Viton seals



	Article	Hose length	Ø hose	Inlet-outlet
FX-400	070-2201-300	Without hose	-	F3/8"G - M3/8"G
	070-2201-400	Without hose	-	M1/2"G - M1/2"G
	070-2202-212	12 m	5/16"	F3/8"G - M1/4"G
	070-2202-218	18 m	5/16"	F3/8"G - M1/4"G
	070-2202-310	10 m	3/8"	F3/8"G - M3/8"G
	070-2202-318	18 m	3/8"	F3/8"G - M3/8"G
	070-2202-410	10 m	1/2"	M1/2"G - M1/2"G
FX-460	070-2301-400	Without hose	-	M1/2"G - M1/2"G
	070-2302-320	20 m	3/8"	M1/2"G - M3/8"G
	070-2302-415	15 m	1/2"	M1/2"G - M1/2"G
	070-2302-418	18 m	1/2"	M1/2"G - M1/2"G
FX-550	070-2401-400	Without hose	-	M1/2"G - M1/2"G
	070-2402-420	20 m	1/2"	M1/2"G - M1/2"G
	070-2402-425	25 m	1/2"	M1/2"G - M1/2"G
FX-555	070-2502-400	Without hose	-	M1/2"G - M1/2"G
	070-2502-600	Without hose	-	F1"G - M1"G
	070-2502-430	30 m	1/2"	M1/2"G - M1/2"G
	070-2502-515	15 m	3/4"	F3/4"G - M3/4"G
	070-2502-520	20 m	3/4"	F3/4"G - M3/4"G
	070-2502-615	15 m	1"	F1"G - M1"G
FX-560	070-2602-600	Without hose	-	F1"G - M1"G
	070-2602-530	30 m	3/4"	F3/4"G - M3/4"G
	070-2602-540	40 m	3/4"	F3/4"G - M3/4"G
	070-2602-620	20 m	1"	F1"G - M1"G
	070-2602-630	30 m	1"	F1"G - M1"G

OVERALL DIMENSIONS FIXED

Mod.	A	B	C	D	E	F	G	H	 Kg	 m ³	
FX-400	158	120	168	192	95	450	400	435	12,50<19,50	0,046	1
FX-460	158	120	168	192	95	480	460	500	16,50<23,00	0,060	1
FX-550	200	150	225	270	120	590	550	600	22,00<45,00	0,085	1
FX-555	250	200	225	270	170	590	550	600	26,00<53,00	0,100	1
FX-560	440	390	225	270	360	590	550	600	33,00<83,00	0,180	1

STAINLESS STEEL AUTOMATIC HOSE REELS AISI 304 SWIVELLING FOR AIR-WATER 20 bar



Equipped with:

- Synthetic black rubber hoses R6
- Galvanized connections
- Swivelling joint 90° nickel-plated brass
- Viton seals

Article	Hose length	Ø hose	Inlet-outlet
071-2201-300	Without hose	-	F3/8"G - M3/8"G
071-2201-400	Without hose	-	M1/2"G - M1/2"G
071-2202-212	12 m	5/16"	F3/8"G - M1/4"G
071-2202-218	18 m	5/16"	F3/8"G - M1/4"G
071-2202-310	10 m	3/8"	F3/8"G - M3/8"G
071-2202-318	18 m	3/8"	F3/8"G - M3/8"G
071-2202-410	10 m	1/2"	M1/2"G - M1/2"G
071-2301-400	Without hose	-	M1/2"G - M1/2"G
071-2302-320	20 m	3/8"	M1/2"G - M3/8"G
071-2302-415	15 m	1/2"	M1/2"G - M1/2"G
071-2302-418	18 m	1/2"	M1/2"G - M1/2"G
071-2401-400	Without hose	-	M1/2"G - M1/2"G
071-2402-420	20 m	1/2"	M1/2"G - M1/2"G
071-2402-425	25 m	1/2"	M1/2"G - M1/2"G
071-2502-400	Without hose	-	M1/2"G - M1/2"G
071-2502-600	Without hose	-	F1"G - M1"G
071-2502-430	30 m	1/2"	M1/2"G - M1/2"G
071-2502-515	15 m	3/4"	F3/4"G - M3/4"G
071-2502-520	20 m	3/4"	F3/4"G - M3/4"G
071-2502-615	15 m	1"	F1"G - M1"G

SX-400



SX-460



SX-550

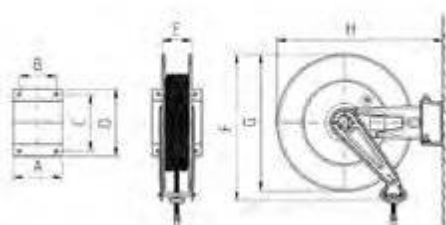


SX-555



OVERALL DIMENSIONS SWIVELLING

Mod.	A	B	C	D	E	F	G	H			
SX-400	150	120	168	196	95	450	400	510	13,50<20,50	0,046	1
SX-460	150	120	168	196	95	480	460	575	17,50<24,00	0,060	1
SX-550	200	150	225	270	120	590	550	680	23,00<45,00	0,085	1
SX-555	250	200	225	270	170	590	550	680	27,00<54,00	0,100	1



HOSE REELS

STAINLESS STEEL AUTOMATIC HOSE REELS AISI 304 FIXED FOR WATER 150 °C 200 bar

Equipped with:

- Synthetic rubber hoses no trace blue 1SC
- Galvanized connections
- Swivelling joint 90° stainless steel AISI 304
- Viton seals



FX-400

Article	Hose length	Ø hose	Inlet-outlet
070-2205-300	Without hose	-	M3/8" G - M3/8" G
070-2205-400	Without hose	-	M1/2" G - M1/2" G
070-2204-210	10 m	5/16"	M3/8" G - F3/8" G
070-2204-215	15 m	5/16"	M3/8" G - F3/8" G
070-2204-310	10 m	3/8"	M3/8" G - F3/8" G
070-2204-410	10 m	1/2"	M1/2" G - F1/2" G



FX-460

070-2305-300	Without hose	-	M3/8" G - M3/8" G
070-2305-400	Without hose	-	M1/2" G - M1/2" G
070-2304-220	20 m	5/16"	M3/8" G - F3/8" G
070-2304-315	15 m	3/8"	M3/8" G - F3/8" G
070-2304-318	18 m	3/8"	M3/8" G - F3/8" G
070-2304-415	15 m	1/2"	M1/2" G - F1/2" G



FX-550

070-2405-300	Without hose	-	M3/8" G - M3/8" G
070-2405-400	Without hose	-	M1/2" G - M1/2" G
070-2404-320	20 m	3/8"	M3/8" G - F3/8" G
070-2404-325	25 m	3/8"	M3/8" G - F3/8" G
070-2404-420	20 m	1/2"	M1/2" G - F1/2" G



FX-555

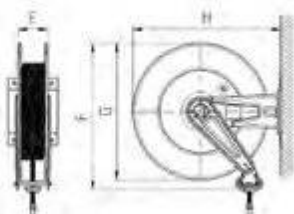
070-2505-300	Without hose	-	M3/8" G - M3/8" G
070-2505-400	Without hose	-	M1/2" G - M1/2" G
070-2504-330	30 m	3/8"	M3/8" G - F3/8" G
070-2504-425	25 m	1/2"	M1/2" G - F1/2" G
070-2504-430	30 m	1/2"	M1/2" G - F1/2" G






FX-560

070-2605-400	Without hose	-	M1/2" G - M1/2" G
070-2604-340	40 m	3/8"	M1/2" G - F3/8" G
070-2604-440	40 m	1/2"	M1/2" G - F1/2" G

OVERALL DIMENSIONS FIXED



Mod.	A	B	C	D	E	F	G	H			
FX-400	158	120	168	192	95	450	400	435	12,50<19,50	0,046	1
FX-460	158	120	168	192	95	480	460	500	16,50<23,00	0,060	1
FX-550	200	150	225	270	120	590	550	600	22,00<45,00	0,085	1
FX-555	250	200	225	270	170	590	550	600	26,00<53,00	0,100	1
FX-560	440	390	225	270	360	590	550	600	33,00<83,00	0,180	1

STAINLESS STEEL AUTOMATIC HOSE REELS AISI 304 SWIVELLING FOR WATER 150 °C 200 bar



Equipped with:

- Synthetic rubber hoses no trace blue 1SC
- Galvanized connections
- Swivelling joint 90° stainless steel AISI 304
- Viton seals

Article	Hose length	Ø hose	Inlet-outlet
071-2205-300	Without hose	-	M3/8"G - M3/8"G
071-2205-400	Without hose	-	M1/2"G - M1/2"G
071-2204-210	10 m	5/16"	M3/8"G - F3/8"G
071-2204-215	15 m	5/16"	M3/8"G - F3/8"G
071-2204-310	10 m	3/8"	M3/8"G - F3/8"G
071-2204-410	10 m	1/2"	M1/2"G - F1/2"G

SX-400



071-2305-300	Without hose	-	M3/8"G - M3/8"G
071-2305-400	Without hose	-	M1/2"G - M1/2"G
071-2304-220	20 m	5/16"	M3/8"G - F3/8"G
071-2304-315	15 m	3/8"	M3/8"G - F3/8"G
071-2304-318	18 m	3/8"	M3/8"G - F3/8"G
071-2304-415	15 m	1/2"	M1/2"G - F1/2"G

SX-460



071-2405-300	Without hose	-	M3/8"G - M3/8"G
071-2405-400	Without hose	-	M1/2"G - M1/2"G
071-2404-320	20 m	3/8"	M3/8"G - F3/8"G
071-2404-325	25 m	3/8"	M3/8"G - F3/8"G
071-2404-420	20 m	1/2"	M1/2"G - F1/2"G

SX-550



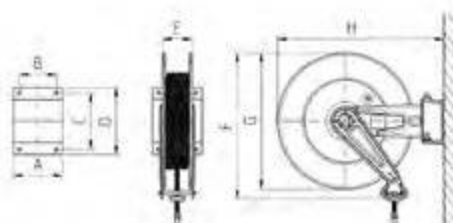
071-2505-300	Without hose	-	M3/8"G - M3/8"G
071-2505-400	Without hose	-	M1/2"G - M1/2"G
071-2504-330	30 m	3/8"	M3/8"G - F3/8"G
071-2504-425	25 m	1/2"	M1/2"G - F1/2"G
071-2504-430	30 m	1/2"	M1/2"G - F1/2"G

SX-555



OVERALL DIMENSIONS SWIVELLING

Mod.	A	B	C	D	E	F	G	H			
SX-400	150	120	168	196	95	450	400	510	13,50<20,50	0,046	1
SX-460	150	120	168	196	95	480	460	575	17,50<24,00	0,060	1
SX-550	200	150	225	270	120	590	550	680	23,00<45,00	0,085	1
SX-555	250	200	225	270	170	590	550	680	27,00<54,00	0,100	1



HOSE REELS

STAINLESS STEEL AUTOMATIC HOSE REELS AISI 304 FIXED FOR WATER 150 °C 400 bar




Equipped with:

- Synthetic rubber hoses no trace blue 2SC
- Galvanized connections
- Swivelling joint 90° stainless steel AISI 304
- Viton seals



FX-400	Article	Hose length	Ø hose	Inlet-outlet
	070-2205-300	Without hose	-	M3/8"G - M3/8"G
	070-2205-400	Without hose	-	M1/2"G - M1/2"G
	070-2205-210	10 m	5/16"	M3/8"G - F3/8"G
	070-2205-215	15 m	5/16"	M3/8"G - F3/8"G
	070-2205-310	10 m	3/8"	M3/8"G - F3/8"G
	070-2205-410	10 m	1/2"	M1/2"G - F1/2"G
FX-460	070-2305-300	Without hose	-	M3/8"G - M3/8"G
	070-2305-400	Without hose	-	M1/2"G - M1/2"G
	070-2305-220	20 m	5/16"	M3/8"G - F3/8"G
	070-2305-315	15 m	3/8"	M3/8"G - F3/8"G
	070-2305-318	18 m	3/8"	M3/8"G - F3/8"G
	070-2305-415	15 m	1/2"	M1/2"G - F1/2"G
FX-550	070-2405-300	Without hose	-	M3/8"G - M3/8"G
	070-2405-400	Without hose	-	M1/2"G - M1/2"G
	070-2405-320	20 m	3/8"	M3/8"G - F3/8"G
	070-2405-325	25 m	3/8"	M3/8"G - F3/8"G
	070-2405-420	20 m	1/2"	M1/2"G - F1/2"G
FX-555	070-2505-300	Without hose	-	M3/8"G - M3/8"G
	070-2505-400	Without hose	-	M1/2"G - M1/2"G
	070-2505-330	30 m	3/8"	M3/8"G - F3/8"G
	070-2505-425	25 m	1/2"	M1/2"G - F1/2"G
	070-2505-430	30 m	1/2"	M1/2"G - F1/2"G
FX-560	070-2605-400	Without hose	-	M1/2"G - M1/2"G
	070-2605-340	40 m	3/8"	M1/2"G - F3/8"G
	070-2605-440	40 m	1/2"	M1/2"G - F1/2"G

OVERALL DIMENSIONS FIXED

Mod.	A	B	C	D	E	F	G	H			
FX-400	158	120	168	192	95	450	400	435	12,50<19,50	0,046	1
FX-460	158	120	168	192	95	480	460	500	16,50<23,00	0,060	1
FX-550	200	150	225	270	120	590	550	600	22,00<45,00	0,085	1
FX-555	250	200	225	270	170	590	550	600	26,00<53,00	0,100	1
FX-560	440	390	225	270	360	590	550	600	33,00<83,00	0,180	1

STAINLESS STEEL AUTOMATIC HOSE REELS AISI 304 SWIVELLING FOR WATER 150 °C 400 bar



Equipped with:

- Synthetic rubber hoses no trace blue 2SC
- Galvanized connections
- Swivelling joint 90° stainless steel AISI 304
- Viton seals

Article	Hose length	Ø hose	Inlet-outlet
071-2205-300	Without hose	-	M3/8"G - M3/8"G
071-2205-400	Without hose	-	M1/2"G - M1/2"G
071-2205-210	10 m	5/16"	M3/8"G - F3/8"G
071-2205-215	15 m	5/16"	M3/8"G - F3/8"G
071-2205-310	10 m	3/8"	M3/8"G - F3/8"G
071-2205-410	10 m	1/2"	M1/2"G - F1/2"G

SX-400



071-2305-300	Without hose	-	M3/8"G - M3/8"G
071-2305-400	Without hose	-	M1/2"G - M1/2"G
071-2305-220	20 m	5/16"	M3/8"G - F3/8"G
071-2305-315	15 m	3/8"	M3/8"G - F3/8"G
071-2305-318	18 m	3/8"	M3/8"G - F3/8"G
071-2305-415	15 m	1/2"	M1/2"G - F1/2"G

SX-460



071-2405-300	Without hose	-	M3/8"G - M3/8"G
071-2405-400	Without hose	-	M1/2"G - M1/2"G
071-2405-320	20 m	3/8"	M3/8"G - F3/8"G
071-2405-325	25 m	3/8"	M3/8"G - F3/8"G
071-2405-420	20 m	1/2"	M1/2"G - F1/2"G

SX-550



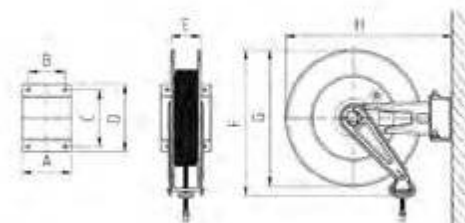
071-2505-300	Without hose	-	M3/8"G - M3/8"G
071-2505-400	Without hose	-	M1/2"G - M1/2"G
071-2505-330	30 m	3/8"	M3/8"G - F3/8"G
071-2505-425	25 m	1/2"	M1/2"G - F1/2"G
071-2505-430	30 m	1/2"	M1/2"G - F1/2"G

SX-555



OVERALL DIMENSIONS SWIVELLING

Mod.	A	B	C	D	E	F	G	H			
SX-400	150	120	168	196	95	450	400	510	13,50<20,50	0,046	1
SX-460	150	120	168	196	95	480	460	575	17,50<24,00	0,060	1
SX-550	200	150	225	270	120	590	550	680	23,00<45,00	0,085	1
SX-555	250	200	225	270	170	590	550	680	27,00<54,00	0,100	1



HOSE REELS

STAINLESS STEEL AUTOMATIC HOSE REELS AISI 304 FIXED FOR DIESEL 10 bar

Equipped with:

- Antistatic black rubber hoses
- Galvanized connections
- Swivelling joint 90° galvanized
- Viton seals



FX-550

Article	Delivery	Hose length	Ø hose	Inlet-outlet
070-2408-600	95 l/min	Without hose	-	F1" G - M1" G
070-2408-510	90 l/min	10 m	3/4"	F1" G - M1" G
070-2408-515	85 l/min	15m	3/4"	F1" G - M1" G
070-2408-610	95 l/min	10m	1"	F1" G - M1" G



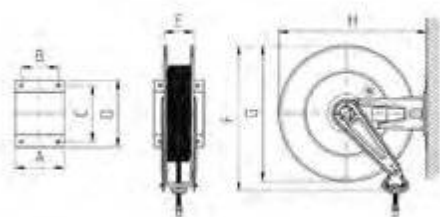
FX-555

070-2508-600	95 l/min	Without hose	-	F1" G - M1" G
070-2508-520	83 l/min	20 m	3/4"	F1" G - M1" G
070-2508-615	90 l/min	15 m	1"	F1" G - M1" G






FX-560

070-2608-600	95 l/min	Without hose	-	F1" G - M1" G
070-2608-530	80 l/min	30 m	3/4"	F1" G - M1" G
070-2608-540	75 l/min	40 m	3/4"	F1" G - M1" G
070-2608-620	87 l/min	20 m	1"	F1" G - M1" G
070-2608-630	85 l/min	30 m	1"	F1" G - M1" G



OVERALL DIMENSIONS FIXED

Mod.	A	B	C	D	E	F	G	H	 Kg	 m ³	
FX-550	200	150	225	270	120	590	550	600	22,00<45,00	0,085	1
FX-555	250	200	225	270	170	590	550	600	26,00<53,00	0,100	1
FX-560	440	390	225	270	360	590	550	600	33,00<83,00	0,180	1

STAINLESS STEEL AUTOMATIC HOSE REELS AISI 304 SWIVELLING FOR DIESEL 10 bar



Equipped with:

- Antistatic black rubber hoses
- Galvanized connections
- Swivelling joint 90° galvanized
- Viton seals

Article	Delivery	Hose length	Ø hose	Inlet-outlet
071-2408-600	95 l/min	Without hose	-	F1"G - M1"G
071-2408-510	90 l/min	10 m	3/4"	F1"G - M1"G
071-2408-515	85 l/min	15m	3/4"	F1"G - M1"G
071-2408-610	95 l/min	10m	1"	F1"G - M1"G

SX-550



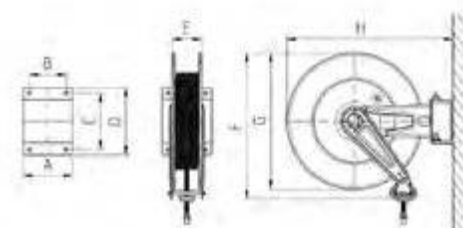
071-2508-600	95 l/min	Without hose	-	F1"G - M1"G
071-2508-520	83 l/min	20 m	3/4"	F1"G - M1"G
071-2508-615	90 l/min	15 m	1"	F1"G - M1"G

SX-555



OVERALL DIMENSIONS SWIVELLING

Mod.	A	B	C	D	E	F	G	H			
SX-550	200	150	225	270	120	590	550	680	23,00<45,00	0,085	1
SX-555	250	200	225	270	170	590	550	680	27,00<54,00	0,100	1



HOSE REELS

STAINLESS STEEL AUTOMATIC HOSE REELS AISI 304 FIXED FOR ANTIFREEZE – WINDSCREEN – ADBLUE 20 bar

Equipped with:

- Antistatic black rubber hoses EPDM
- Stainless steel connections AISI 316
- Stainless steel swivelling joint 90° AISI 316
- Viton seals



FX-400

Article	Hose length	Ø hose	Inlet-outlet
070-2209-400	Without hose	-	M1/2"G - M1/2"G
070-2209-410	10 m	1/2"	M1/2"G - M1/2"G



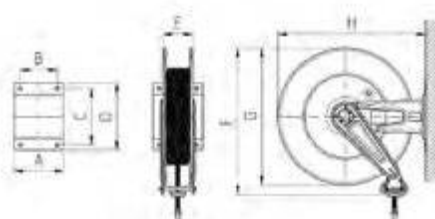
FX-460

070-2309-400	Without hose	-	M1/2"G - M1/2"G
070-2309-415	15 m	1/2"	M1/2"G - M1/2"G






FX-550

070-2409-500	Without hose	-	F3/4"G - M3/4"G
070-2409-510	10 m	3/4"	F3/4"G - M3/4"G
070-2409-515	15 m	3/4"	F3/4"G - M3/4"G



OVERALL DIMENSIONS FIXED

Mod.	A	B	C	D	E	F	G	H			
FX-400	158	120	168	192	95	450	400	435	12,50<19,50	0,046	1
FX-460	158	120	168	192	95	480	460	500	16,50<23,00	0,060	1
FX-550	200	150	225	270	120	590	550	600	22,00<45,00	0,085	1

STAINLESS STEEL AUTOMATIC HOSE REELS AISI 304 SWIVELLING FOR ANTIFREEZE – WINDSCREEN – ADBLUE 20 bar



Equipped with:

- Antistatic black rubber hoses EPDM
- Stainless steel connections AISI 316
- Stainless steel swivelling joint 90° AISI 316
- Viton seals

Article	Hose length	Ø hose	Inlet-outlet
071-2209-400	Without hose	-	M1/2"G - M1/2"G
071-2209-410	10 m	1/2"	M1/2"G - M1/2"G

SX-400



071-2309-400	Without hose	-	M1/2"G - M1/2"G
071-2309-415	15 m	1/2"	M1/2"G - M1/2"G

SX-460



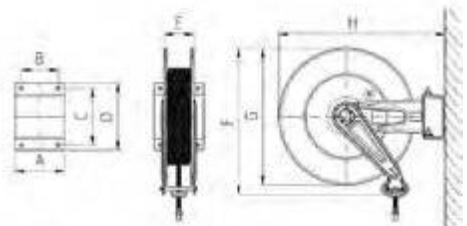
071-2409-500	Without hose	-	F3/4"G - M3/4"G
071-2409-510	10 m	3/4"	F3/4"G - M3/4"G
071-2409-515	15 m	3/4"	F3/4"G - M3/4"G

SX-550



OVERALL DIMENSIONS SWIVELLING

Mod.	A	B	C	D	E	F	G	H			
SX-400	150	120	168	196	95	450	400	510	13,50<20,50	0,046	1
SX-460	150	120	168	196	95	480	460	575	17,50<24,00	0,060	1
SX-550	200	150	225	270	120	590	550	680	23,00<45,00	0,085	1



HOSE REELS

STAINLESS STEEL AUTOMATIC HOSE REELS AISI 304 FIXED WITHOUT HOSE



FX-400

Article	Type of delivery fluid	Swivelling joint 90°	Seals	Inlet-outlet
070-2201-300	Air-water 20 bar	brass	viton	F3/8"G - M3/8"G
070-2201-400	Air-water 20 bar	brass	viton	M1/2"G - M1/2"G
070-2205-300	Water 150 °C 400 bar	stainless steel	viton	M3/8"G - M3/8"G
070-2205-400	Water 150 °C 400 bar	stainless steel	viton	M1/2"G - M1/2"G
070-2209-400	Antifreeze-windscreen 20 bar	stainless steel	viton	M1/2"G - M1/2"G



FX-460

070-2301-400	Air-water 20 bar	Brass	viton	M1/2"G - M1/2"G
070-2305-300	Water 150 °C 400 bar	stainless steel	viton	M3/8"G - M3/8"G
070-2305-400	Water 150 °C 400 bar	stainless steel	viton	M1/2"G - M1/2"G
070-2309-400	Antifreeze-windscreen 20 bar	stainless steel	viton	M1/2"G - M1/2"G



FX-550

070-2401-400	Air-water 20 bar	brass	viton	M1/2"G - M1/2"G
070-2405-300	Water 150 °C 400 bar	stainless steel	viton	M3/8"G - M3/8"G
070-2405-400	Water 150 °C 400 bar	stainless steel	viton	M1/2"G - M1/2"G
070-2408-600	Diesel 10 bar	galvanized steel	viton	F1"G - M1"G
070-2409-500	Adblue 20 bar	stainless steel	viton	F3/4"G - M3/4"G



FX-555




070-2502-400	Air-water 20 bar	brass	viton	M1/2"G - M1/2"G
070-2502-600	Air-water 20 bar	brass	viton	F1"G - M1"G
070-2505-300	Water 150 °C 400 bar	stainless steel	viton	M3/8"G - M3/8"G
070-2505-400	Water 150 °C 400 bar	stainless steel	viton	M1/2"G - M1/2"G
070-2508-600	Diesel 10 bar	galvanized steel	viton	F1"G - M1"G



FX-560

070-2602-600	Air-water 20 bar	brass	viton	F1"G - M1"G
070-2605-400	Water 150 °C 400 bar	stainless steel	viton	M1/2"G - M1/2"G
070-2608-600	Diesel 10 bar	galvanized steel	viton	F1"G - M1"G

OVERALL DIMENSIONS FIXED

Mod.	A	B	C	D	E	F	G	H	 Kg	 m ³	
FX-400	158	120	168	192	95	450	400	435	12,50	0,046	1
FX-460	158	120	168	192	95	480	460	500	16,50	0,060	1
FX-550	200	150	225	270	120	590	550	600	22,00	0,085	1
FX-555	250	200	225	270	170	590	550	600	26,00	0,100	1
FX-560	440	390	225	270	360	590	550	600	33,00	0,180	1

STAINLESS STEEL AUTOMATIC HOSE REELS AISI 304 SWIVELLING WITHOUT HOSE



Article	Type of delivery fluid	Swivelling joint 90°	Seals	Inlet-outlet
071-2201-300	Air-water 20 bar	brass	viton	F3/8"G - M3/8"G
071-2201-400	Air-water 20 bar	brass	viton	M1/2"G - M1/2"G
071-2205-300	Water 150° C 400 bar	stainless steel	viton	M3/8"G - M3/8"G
071-2205-400	Water 150° C 400 bar	stainless steel	viton	M1/2"G - M1/2"G
071-2209-400	Antifreeze-windscreen 20 bar	stainless steel	viton	M1/2"G - M1/2"G

SX-400



071-2301-400	Air-water 20 bar	Brass	viton	M1/2"G - M1/2"G
071-2305-300	Water 150° C 400 bar	stainless steel	viton	M3/8"G - M3/8"G
071-2305-400	Water 150° C 400 bar	stainless steel	viton	M1/2"G - M1/2"G
071-2309-400	Antifreeze-windscreen 20 bar	stainless steel	viton	M1/2"G - M1/2"G

SX-460



071-2401-400	Air-water 20 bar	brass	viton	M1/2"G - M1/2"G
071-2405-300	Water 150° C 400 bar	stainless steel	viton	M3/8"G - M3/8"G
071-2405-400	Water 150° C 400 bar	stainless steel	viton	M1/2"G - M1/2"G
071-2408-600	Diesel 10 bar	galvanized steel	viton	F1"G - M1"G
071-2409-500	Adblue 20 bar	stainless steel	viton	F3/4"G - M3/4"G

SX-550



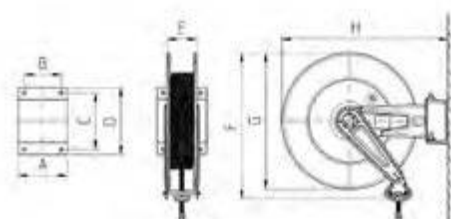
071-2502-400	Air-water 20 bar	brass	viton	M1/2"G - M1/2"G
071-2502-600	Air-water 20 bar	brass	viton	F1"G - M1"G
071-2505-300	Water 150° C 400 bar	stainless steel	viton	M3/8"G - M3/8"G
071-2505-400	Water 150° C 400 bar	stainless steel	viton	M1/2"G - M1/2"G
071-2508-600	Diesel 10 bar	galvanized steel	viton	F1"G - M1"G

SX-555



OVERALL DIMENSIONS SWIVELLING

Mod.	A	B	C	D	E	F	G	H			
SX-400	150	120	168	196	95	450	400	510	13,50	0,046	1
SX-460	150	120	168	196	95	480	460	575	17,50	0,060	1
SX-550	200	150	225	270	120	590	550	680	23,00	0,085	1
SX-555	250	200	225	270	170	590	550	680	27,00	0,100	1





CLOSED AUTOMATIC HOSE REELS

These closed automatic hose reels with spring, fixed or swivelling , in plastic, powder coated , stainless steel AISI 304 are suitable for flexible hoses for the delivery of compressed air, water, oil and similar, grease, diesel, antifreeze liquid, windscreen liquid.

The spring hose allows to untwist only the necessary length, improving the working and functionality.

The hose winding is fast and safe and it allows a work place which give the possibility to work in a free and tidy way, you have always a ready equipment giving to all staffs the warranty to work in a safety way.



CLOSED HOSE REELS IN PLASTIC SWIVELLING FOR AIR-WATER 10 bar

Equipped with:

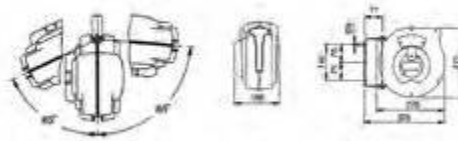
- Polyurethane blue hoses
- Nickel-plated brass connections
- Swivelling joint 90° nickel-plated brass
- Viton seals

Article	Hose length	Ø hose	Inlet-outlet
075-3401-112	12+1 m	6x10	F1/4" G - M1/4" G
075-3401-209	9+1 m	8x12	F1/4" G - M1/4" G

CS-275



CS-275	3,400	0,018	1



CLOSED HOSE REELS VARNISHED FIXED FOR AIR-WATER 20 bar

Equipped with:

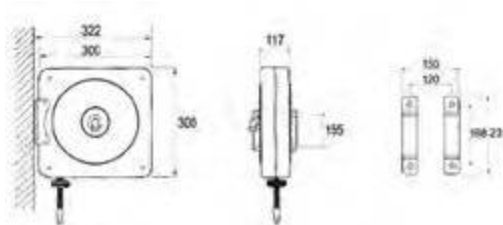
- Polyurethane blue hoses
- Nickel-plated brass connections
- Swivelling joint 90° nickel-plated brass
- Viton seals

Article	Hose length	Ø hose	Inlet-outlet
074-4301-211	11+1,5 m	8x12	F1/4" G - M1/4" G gir.

CF-300



CF-300	11,700	0,026	1



CLOSED HOSE REELS VARNISHED SWIVELLING FOR AIR-WATER 20 bar

Equipped with:

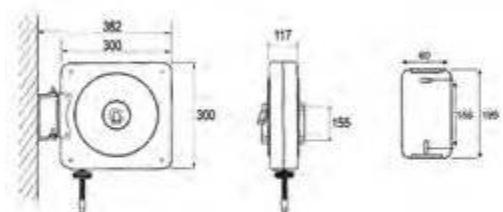
- Polyurethane blue hoses
- Nickel-plated brass connections
- Swivelling joint 90° nickel-plated brass
- Viton seals

Article	Hose length	Ø hose	Inlet-outlet
075-4301-211	11+1,5 m	8x12	F1/4" G - M1/4" G gir.

CS-300



CS-300	12,440	0,026	1



HOSE REELS

FOR AIR-WATER 20 bar

Equipped with:

- Synthetic black rubber hoses R6
- Galvanized connections
- Swivelling joint 90° nickel-plated brass
- Viton seals



CF-500

Article	Hose length	Ø hose	Inlet-outlet
074-4502-300	Without hose	-	F3/8"G - M3/8"G
074-4502-400	Without hose	-	M1/2"G - M1/2"G
074-4502-212	12 m	5/16"	F3/8"G - M1/4"G
074-4502-218	18 m	5/16"	F3/8"G - M1/4"G
074-4502-310	10 m	3/8"	F3/8"G - M3/8"G
074-4502-318	18 m	3/8"	F3/8"G - M3/8"G
074-4502-410	10 m	1/2"	M1/2"G - M1/2"G
074-4502-415	15 m	1/2"	M1/2"G - M1/2"G
074-4502-418	18 m	1/2"	M1/2"G - M1/2"G

FOR WATER 150 °C 200 bar

Equipped with:

- Synthetic rubber hoses no trace blue 1SC
- Galvanized connections
- Swivelling joint 90° stainless steel AISI 304
- Viton seals



CF-500

Article	Hose length	Ø hose	Inlet-outlet
074-4505-300	Without hose	-	M3/8"G - M3/8"G
074-4504-210	10 m	5/16"	M3/8"G - M3/8"G
074-4504-215	15 m	5/16"	M3/8"G - M3/8"G
074-4504-310	10 m	3/8"	M3/8"G - F3/8"G
074-4504-315	15 m	3/8"	M3/8"G - F3/8"G
074-4504-318	18 m	3/8"	M3/8"G - F3/8"G

FOR WATER 150 °C 400 bar

Equipped with:

- Synthetic rubber hoses no trace blue 2SC
- Galvanized connections
- Swivelling joint 90° stainless steel AISI 304
- Viton seals

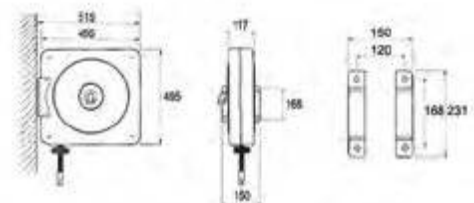


CF-500

Article	Hose length	Ø hose	Inlet-outlet
074-4505-300	Without hose	-	M3/8"G - M3/8"G
074-4505-310	10 m	3/8"	M3/8"G - F3/8"G
074-4505-315	15 m	3/8"	M3/8"G - F3/8"G
074-4505-318	18 m	3/8"	M3/8"G - F3/8"G



CF-500 22,900<29,850 0,060 1



FOR AIR-WATER 20 bar

Equipped with:

- Synthetic black rubber hoses R6
- Galvanized connections
- Swivelling joint 90° nickel-plated brass
- Viton seals

Article	Hose length	Ø hose	Inlet-outlet
075-4502-300	Without hose	-	F3/8”G - M3/8”G
075-4502-400	Without hose	-	M1/2”G - M1/2”G
075-4502-212	12 m	5/16”	F3/8”G - M1/4”G
075-4502-218	18 m	5/16”	F3/8”G - M1/4”G
075-4502-310	10 m	3/8”	F3/8”G - M3/8”G
075-4502-318	18 m	3/8”	F3/8”G - M3/8”G
075-4502-410	10 m	1/2”	M1/2”G - M1/2”G
075-4502-415	15 m	1/2”	M1/2”G - M1/2”G
075-4502-418	18 m	1/2”	M1/2”G - M1/2”G

CS-500



FOR WATER 150° C 200 bar

Equipped with:

- Synthetic rubber hoses no trace blue 1SC
- Galvanized connections
- Swivelling joint 90° stainless steel AISI 304
- Viton seals

Article	Hose length	Ø hose	Inlet-outlet
075-4505-300	Without hose	-	M3/8”G - M3/8”G
075-4504-210	10 m	5/16”	M3/8”G - M3/8”G
075-4504-215	15 m	5/16”	M3/8”G - M3/8”G
075-4504-310	10 m	3/8”	M3/8”G - F3/8”G
075-4504-315	15 m	3/8”	M3/8”G - F3/8”G
075-4504-318	18 m	3/8”	M3/8”G - F3/8”G

CS-500



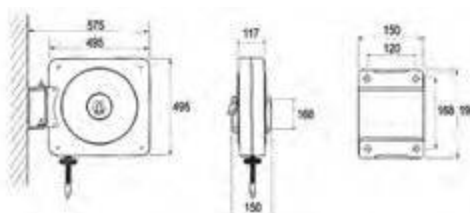
FOR WATER 150° C 400 bar

Equipped with:

- Synthetic rubber hoses no trace blue 2SC
- Galvanized connections
- Swivelling joint 90° stainless steel AISI 304
- Viton seals

Article	Hose length	Ø hose	Inlet-outlet
075-4505-300	Without hose	-	M3/8”G - M3/8”G
075-4505-310	10 m	3/8”	M3/8”G - F3/8”G
075-4505-315	15 m	3/8”	M3/8”G - F3/8”G
075-4505-318	18 m	3/8”	M3/8”G - F3/8”G

CS-500



CS-500 23,600<30,550 0,060 1

FOR OIL 160 bar

Equipped with:

- Synthetic black rubber hoses 1SC
- Galvanized connections
- Swivelling joint 90° galvanized
- Polyurethane seals



CF-500

Article	Hose length	Ø hose	Inlet-outlet
074-4506-400	Without hose	-	M1/2"G - M1/2"G
074-4506-410	10 m	1/2"	M1/2"G - M1/2"G
074-4506-415	15 m	1/2"	M1/2"G - M1/2"G
074-4506-418	18 m	1/2"	M1/2"G - M1/2"G

FOR GREASE 600 bar

Equipped with:

- Synthetic black rubber hoses 2SC
- Galvanized connections
- Swivelling joint 90° galvanized
- Polyurethane seals



CF-500

Article	Hose length	Ø hose	Inlet-outlet
074-4507-200	Without hose	-	M1/4"G - M1/4"G
074-4507-300	Without hose	-	M3/8"G - M3/8"G
074-4507-110	10 m	1/4"	M1/4"G - M1/4"G
074-4507-115	15 m	1/4"	M1/4"G - M1/4"G
074-4507-118	18 m	1/4"	M1/4"G - M1/4"G
074-4507-310	10 m	3/8"	M3/8"G - M3/8"G
074-4507-315	15 m	3/8"	M3/8"G - M3/8"G

FOR ANTIFREEZE AND WINDSCREEN 20 bar


Equipped with:

- Antistatic black rubber hoses EPDM
- Stainless steel connections AISI 316
- Stainless steel swivelling joint 90° AISI 316
- Viton seals



CF-500

Article	Hose length	Ø hose	Inlet-outlet
074-4509-400	Without hose	-	M1/2"G - M1/2"G
074-4509-410	10 m	1/2"	M1/2"G - M1/2"G
074-4509-415	15 m	1/2"	M1/2"G - M1/2"G



CF-500 22,900<29,850 0,060 1

FOR OIL 160 bar

Equipped with:

- Synthetic black rubber hoses 1SC
- Galvanized connections
- Swivelling joint 90° galvanized
- Polyurethane seals

Article	Hose length	Ø hose	Inlet-outlet
075-4506-400	Without hose	-	M1/2"G - M1/2"G
075-4506-410	10 m	1/2"	M1/2"G - M1/2"G
075-4506-415	15 m	1/2"	M1/2"G - M1/2"G
075-4506-418	18 m	1/2"	M1/2"G - M1/2"G

CS-500



FOR GREASE 600 bar

Equipped with:

- Synthetic black rubber hoses 2SC
- Galvanized connections
- Swivelling joint 90° galvanized
- Polyurethane seals

Article	Hose length	Ø hose	Inlet-outlet
075-4507-200	Without hose	-	M1/4"G - M1/4"G
075-4507-300	Without hose	-	M3/8"G - M3/8"G
075-4507-110	10 m	1/4"	M1/4"G - M1/4"G
075-4507-115	15 m	1/4"	M1/4"G - M1/4"G
075-4507-118	18 m	1/4"	M1/4"G - M1/4"G
075-4507-310	10 m	3/8"	M3/8"G - M3/8"G
075-4507-315	15 m	3/8"	M3/8"G - M3/8"G

CS-500



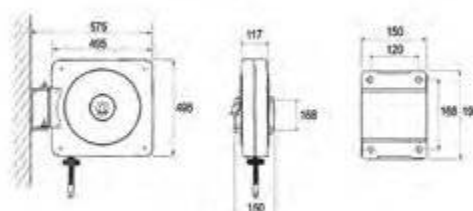
FOR ANTFREEZE AND WINDSCREEN 20 bar

Equipped with:

- Antistatic black rubber hoses EPDM
- Stainless steel connections AISI 316
- Stainless steel swivelling joint 90° AISI 316
- Viton seals

Article	Hose length	Ø hose	Inlet-outlet
075-4509-400	Without hose	-	M1/2"G - M1/2"G
075-4509-410	10 m	1/2"	M1/2"G - M1/2"G
075-4509-415	15 m	1/2"	M1/2"G - M1/2"G

CS-500



CS-500 23,600<30,550 0,060 1

FOR AIR-WATER 20 bar

Equipped with:

- Synthetic black rubber hoses R6
- Galvanized connections
- Swivelling joint 90° nickel-plated brass
- Viton seals



CFX-500	Article	Hose length	Ø hose	Inlet-outlet
	074-5502-300	Without hose	-	F3/8"G - M3/8"G
	074-5502-400	Without hose	-	M1/2"G - M1/2"G
	074-5502-212	12 m	5/16"	F3/8"G - M1/4"G
	074-5502-218	18 m	5/16"	F3/8"G - M1/4"G
	074-5502-310	10 m	3/8"	F3/8"G - M3/8"G
	074-5502-318	18 m	3/8"	F3/8"G - M3/8"G
	074-5502-410	10 m	1/2"	M1/2"G - M1/2"G
	074-5502-415	15 m	1/2"	M1/2"G - M1/2"G
	074-5502-418	18 m	1/2"	M1/2"G - M1/2"G

FOR WATER 150 °C 200 bar

Equipped with:

- Synthetic rubber hoses no trace blue 1SC
- Galvanized connections
- Swivelling joint 90° stainless steel AISI 304
- Viton seals



CFX-500	Article	Hose length	Ø hose	Inlet-outlet
	074-5505-300	Without hose	-	M3/8"G - M3/8"G
	074-5504-210	10 m	5/16"	M3/8"G - M3/8"G
	074-5504-215	15 m	5/16"	M3/8"G - M3/8"G
	074-5504-310	10 m	3/8"	M3/8"G - F3/8"G
	074-5504-315	15 m	3/8"	M3/8"G - F3/8"G
	074-5504-318	18 m	3/8"	M3/8"G - F3/8"G

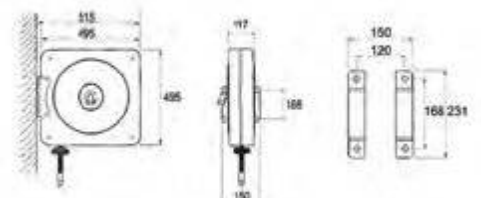
FOR WATER 150 °C 400 bar

Equipped with:

- Synthetic rubber hoses no trace blue 2SC
- Galvanized connections
- Swivelling joint 90° stainless steel AISI 304
- Viton seals



CFX-500	Article	Hose length	Ø hose	Inlet-outlet
	074-5505-300	Without hose	-	M3/8"G - M3/8"G
	074-5505-310	10 m	3/8"	M3/8"G - F3/8"G
	074-5505-315	15 m	3/8"	M3/8"G - F3/8"G
	074-5505-318	18 m	3/8"	M3/8"G - F3/8"G



CFX-500 22,900<29,850 0,060 1



FOR AIR WATER 20 bar

Equipped with:

- Synthetic black rubber hoses R6
- Galvanized connections
- Swivelling joint 90° nickel-plated brass
- Viton seals

Article	Hose length	Ø hose	Inlet-outlet	CSX-500
075-5502-300	Without hose	-	F3/8”G - M3/8”G	
075-5502-400	Without hose	-	M1/2”G - M1/2”G	
075-5502-212	12 m	5/16”	F3/8”G - M1/4”G	
075-5502-218	18 m	5/16”	F3/8”G - M1/4”G	
075-5502-310	10 m	3/8”	F3/8”G - M3/8”G	
075-5502-318	18 m	3/8”	F3/8”G - M3/8”G	
075-5502-410	10 m	1/2”	M1/2”G - M1/2”G	
075-5502-415	15 m	1/2”	M1/2”G - M1/2”G	
075-5502-418	18 m	1/2”	M1/2”G - M1/2”G	



FOR WATER 150° C 200 bar

Equipped with:

- Synthetic rubber hoses no trace blue 1SC
- Galvanized connections
- Swivelling joint 90° stainless steel AISI 304
- Viton seals

Article	Hose length	Ø hose	Inlet-outlet	CSX-500
075-5505-300	Without hose	-	M3/8”G - M3/8”G	
075-5504-210	10 m	5/16”	M3/8”G - M3/8”G	
075-5504-215	15 m	5/16”	M3/8”G - M3/8”G	
075-5504-310	10 m	3/8”	M3/8”G - F3/8”G	
075-5504-315	15 m	3/8”	M3/8”G - F3/8”G	
075-5504-318	18 m	3/8”	M3/8”G - F3/8”G	

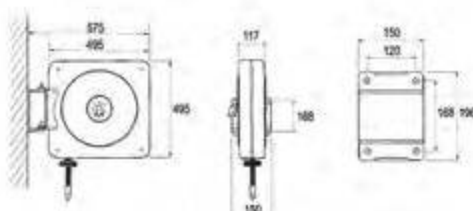


FOR WATER 150° C 400 bar

Equipped with:

- Synthetic rubber hoses no trace blue 2SC
- Galvanized connections
- Swivelling joint 90° stainless steel AISI 304
- Viton seals

Article	Hose length	Ø hose	Inlet-outlet	CSX-500
075-5505-300	Without hose	-	M3/8”G - M3/8”G	
075-5505-310	10 m	3/8”	M3/8”G - F3/8”G	
075-5505-315	15 m	3/8”	M3/8”G - F3/8”G	
075-5505-318	18 m	3/8”	M3/8”G - F3/8”G	



CSX-500 23,600<30,550 0,060 1

HOSE REELS

These industrial hydraulic hose reels motorized are ideal for particular application that ask strong equipment, they have a very powerful rewinding system.

They permits to use hoses with a very big diameter for fast transfer with a high delivery.



- The **HYDRAULIC** series is feeder by a control from an electric or motored system (the control and the central station are not included), oil pressure MAX 170 bar



- The **PNEUMATIC** series is feeder by a control with a direct link with the air compressed system (the control and the central station are not included), pressure MAX 6-7 bar



- The **ELECTRIC** series is feeder by electrical motor 12-24 V



- The **MANUAL** series is a valid alternative to the spring hose reels, especially when you have big quantity hoses to rewind

INDUSTRIAL HOSE REELS VARNISHED WITHOUT HOSE MOTORIZED HYDRAULIC SERIES



FOR AIR - WATER 20 bar

Equipped with:

- Swivelling joint 90° nickel-plated brass
- Viton seals

Article	Mod.	Hose reels capacity		Inlet-Outlet
076-6202-600	MI-630	3/4" - 45 m	1" - 30 m	F1"G - M1"G
076-6302-600	MI-640	3/4" - 76 m	1" - 46 m	F1"G - M1"G
076-6402-600	MI-650	3/4" - 91 m	1" - 61 m	F1"G - M1"G



MI-630

FOR WATER 150°C 200 bar

Equipped with:

- Swivelling joint 90° stainless steel AISI 304
- Viton seals

Article	Mod.	Hose reels capacity		Inlet-Outlet
076-6204-600	MI-630	3/8" - 80 m	1/2" - 70 m	F1"G - M1"G
076-6304-600	MI-640	3/8" - 120 m	1/2" - 100 m	F1"G - M1"G
076-6404-600	MI-650	3/8" - 160 m	1/2" - 140 m	F1"G - M1"G



MI-640

FOR OIL AND SIMILAR 140 bar

Equipped with:

- Swivelling joint 90° galvanized
- Polyurethane seals

Article	Mod.	Hose reels capacity		Inlet-Outlet
076-6206-600	MI-630	3/4" - 45 m	1" - 30 m	F1"G - M1"G
076-6306-600	MI-640	3/4" - 76 m	1" - 46 m	F1"G - M1"G
076-6406-600	MI-650	3/4" - 91 m	1" - 61 m	F1"G - M1"G



MI-650

FOR GREASE 400 bar

Equipped with:

- Swivelling joint 90° galvanized
- Polyurethane seals

Article	Mod.	Hose reels capacity		Inlet-Outlet
076-6207-600	MI-630	3/8" - 80 m	1/2" - 70 m	F1"G - M1"G
076-6307-600	MI-640	3/8" - 120 m	1/2" - 100 m	F1"G - M1"G
076-6407-600	MI-650	3/8" - 160 m	1/2" - 140 m	F1"G - M1"G

FOR DIESEL 10 bar

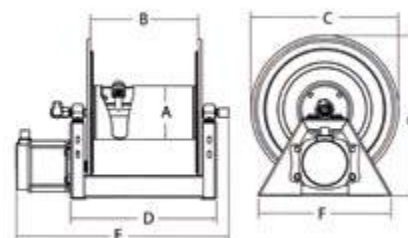
Equipped with:

- Swivelling joint 90° galvanized
- Viton seals

Article	Mod.	Hose reels capacity		Inlet-Outlet
076-6208-600	MI-630	3/4" - 45 m	1" - 30 m	F1"G - M1"G
076-6308-600	MI-640	3/4" - 76 m	1" - 46 m	F1"G - M1"G
076-6408-600	MI-650	3/4" - 91 m	1" - 61 m	F1"G - M1"G

OVERALL DIMENSIONS

Mod.	A	B	C	D	E	F	G			
MI-630	267	292	610	435	585	511	666	35	0,200	1
MI-640	267	394	610	533	683	511	666	37	0,230	1
MI-650	267	508	610	650	800	511	666	41	0,266	1



HOSE REELS



MP-630

FOR AIR - WATER 20 bar

Equipped with:

- Swivelling joint 90° nickel-plated brass
- Viton seals

Article	Mod.	Hose reels capacity		Inlet-Outlet
076-7202-600	MP-630	3/4" - 45 m	1" - 30 m	F1"G - M1"G
076-7302-600	MP-640	3/4" - 76 m	1" - 46 m	F1"G - M1"G
076-7402-600	MP-650	3/4" - 91 m	1" - 61 m	F1"G - M1"G

FOR WATER 150°C 200 bar

Equipped with:

- Swivelling joint 90° stainless steel AISI 304
- Viton seals

Article	Mod.	Hose reels capacity		Inlet-Outlet
076-7204-600	MP-630	3/8" - 80 m	1/2" - 70 m	F1"G - M1"G
076-7304-600	MP-640	3/8" - 120 m	1/2" - 100 m	F1"G - M1"G
076-7404-600	MP-650	3/8" - 160 m	1/2" - 140 m	F1"G - M1"G



MP-640

FOR OIL AND SIMILAR 140 bar

Equipped with:

- Swivelling joint 90° galvanized
- Polyurethane seals

Article	Mod.	Hose reels capacity		Inlet-Outlet
076-7206-600	MP-630	3/4" - 45 m	1" - 30 m	F1"G - M1"G
076-7306-600	MP-640	3/4" - 76 m	1" - 46 m	F1"G - M1"G
076-7406-600	MP-650	3/4" - 91 m	1" - 61 m	F1"G - M1"G

FOR GREASE 400 bar

Equipped with:

- Swivelling joint 90° galvanized
- Polyurethane seals

Article	Mod.	Hose reels capacity		Inlet-Outlet
076-7207-600	MP-630	3/8" - 80 m	1/2" - 70 m	F1"G - M1"G
076-7307-600	MP-640	3/8" - 120 m	1/2" - 100 m	F1"G - M1"G
076-7407-600	MP-650	3/8" - 160 m	1/2" - 140 m	F1"G - M1"G



MP-650




FOR DIESEL 10 bar

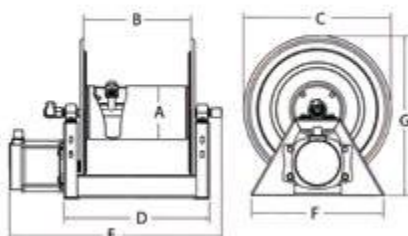
Equipped with:

- Swivelling joint 90° galvanized
- Viton seals

Article	Mod.	Hose reels capacity		Inlet-Outlet
076-7208-600	MP-630	3/4" - 45 m	1" - 30 m	F1"G - M1"G
076-7308-600	MP-640	3/4" - 76 m	1" - 46 m	F1"G - M1"G
076-7408-600	MP-650	3/4" - 91 m	1" - 61 m	F1"G - M1"G

OVERALL DIMENSIONS

Mod.	A	B	C	D	E	F	G			
MP-630	267	292	610	435	635	511	666	36	0,200	1
MP-640	267	394	610	533	733	511	666	38	0,230	1
MP-650	267	508	610	650	850	511	666	42	0,266	1



FOR AIR - WATER 20 bar

Equipped with:

- Swivelling joint 90° nickel-plated brass
- Viton seals

Article	Mod.	Hose reels capacity		Inlet-Outlet
076-8212-600	ME-630	3/4" - 45 m	1" - 30 m	F1"G - M1"G
076-8312-600	ME-640	3/4" - 76 m	1" - 46 m	F1"G - M1"G
076-8412-600	ME-650	3/4" - 91 m	1" - 61 m	F1"G - M1"G



ME-630

FOR WATER 150°C 200 bar

Equipped with:

- Swivelling joint 90° stainless steel AISI 304
- Viton seals

Article	Mod.	Hose reels capacity		Inlet-Outlet
076-8214-600	ME-630	3/8" - 80 m	1/2" - 70 m	F1"G - M1"G
076-8314-600	ME-640	3/8" - 120 m	1/2" - 100 m	F1"G - M1"G
076-8414-600	ME-650	3/8" - 160 m	1/2" - 140 m	F1"G - M1"G



ME-640

FOR OIL AND SIMILAR 140 bar

Equipped with:

- Swivelling joint 90° galvanized
- Polyurethane seals

Article	Mod.	Hose reels capacity		Inlet-Outlet
076-8216-600	ME-630	3/4" - 45 m	1" - 30 m	F1"G - M1"G
076-8316-600	ME-640	3/4" - 76 m	1" - 46 m	F1"G - M1"G
076-8416-600	ME-650	3/4" - 91 m	1" - 61 m	F1"G - M1"G



ME-650

FOR GREASE 400 bar

Equipped with:

- Swivelling joint 90° galvanized
- Polyurethane seals

Article	Mod.	Hose reels capacity		Inlet-Outlet
076-8217-600	ME-630	3/8" - 80 m	1/2" - 70 m	F1"G - M1"G
076-8317-600	ME-640	3/8" - 120 m	1/2" - 100 m	F1"G - M1"G
076-8417-600	ME-650	3/8" - 160 m	1/2" - 140 m	F1"G - M1"G




FOR DIESEL 10 bar

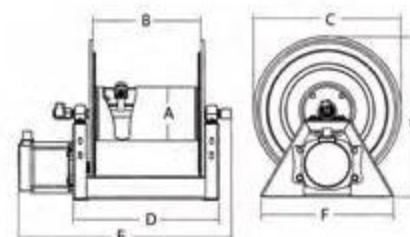
Equipped with:

- Swivelling joint 90° galvanized
- Viton seals

Article	Mod.	Hose reels capacity		Inlet-Outlet
076-8218-600	ME-630	3/4" - 45 m	1" - 30 m	F1"G - M1"G
076-8318-600	ME-640	3/4" - 76 m	1" - 46 m	F1"G - M1"G
076-8418-600	ME-650	3/4" - 91 m	1" - 61 m	F1"G - M1"G

OVERALL DIMENSIONS

Mod.	A	B	C	D	E	F	G			
ME-630	267	292	610	435	615	511	666	38	0,200	1
ME-640	267	394	610	533	713	511	666	41	0,230	1
ME-650	267	508	610	650	830	511	666	45	0,266	1



HOSE REELS



ME-630

FOR AIR - WATER 20 bar

Equipped with:

- Swivelling joint 90° nickel-plated brass
- Viton seals

Article	Mod.	Hose reels capacity		Inlet-Outlet
076-8222-600	ME-630	3/4" - 45 m	1" - 30 m	F1"G - M1"G
076-8322-600	ME-640	3/4" - 76 m	1" - 46 m	F1"G - M1"G
076-8422-600	ME-650	3/4" - 91 m	1" - 61 m	F1"G - M1"G



ME-640

FOR WATER 150°C 200 bar

Equipped with:

- Swivelling joint 90° stainless steel AISI 304
- Viton seals

Article	Mod.	Hose reels capacity		Inlet-Outlet
076-8224-600	ME-630	3/8" - 80 m	1/2" - 70 m	F1"G - M1"G
076-8324-600	ME-640	3/8" - 120 m	1/2" - 100 m	F1"G - M1"G
076-8424-600	ME-650	3/8" - 160 m	1/2" - 140 m	F1"G - M1"G

FOR OIL AND SIMILAR 140 bar

Equipped with:

- Swivelling joint 90° galvanized
- Polyurethane seals

Article	Mod.	Hose reels capacity		Inlet-Outlet
076-8226-600	ME-630	3/4" - 45 m	1" - 30 m	F1"G - M1"G
076-8326-600	ME-640	3/4" - 76 m	1" - 46 m	F1"G - M1"G
076-8426-600	ME-650	3/4" - 91 m	1" - 61 m	F1"G - M1"G



ME-650

FOR GREASE 400 bar

Equipped with:

- Swivelling joint 90° galvanized
- Polyurethane seals

Article	Mod.	Hose reels capacity		Inlet-Outlet
076-8227-600	ME-630	3/8" - 80 m	1/2" - 70 m	F1"G - M1"G
076-8327-600	ME-640	3/8" - 120 m	1/2" - 100 m	F1"G - M1"G
076-8427-600	ME-650	3/8" - 160 m	1/2" - 140 m	F1"G - M1"G




FOR DIESEL 10 bar

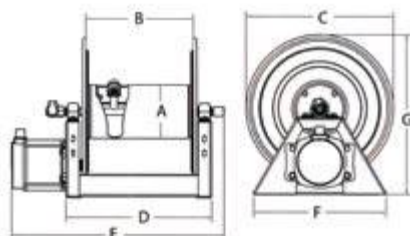
Equipped with:

- Swivelling joint 90° galvanized
- Viton seals

Article	Mod.	Hose reels capacity		Inlet-Outlet
076-8228-600	ME-630	3/4" - 45 m	1" - 30 m	F1"G - M1"G
076-8328-600	ME-640	3/4" - 76 m	1" - 46 m	F1"G - M1"G
076-8428-600	ME-650	3/4" - 91 m	1" - 61 m	F1"G - M1"G

OVERALL DIMENSIONS

Mod.	A	B	C	D	E	F	G			
ME-630	267	292	610	435	615	511	666	42	0,200	1
ME-640	267	394	610	533	713	511	666	44	0,230	1
ME-650	267	508	610	650	830	511	666	48	0,266	1



FOR AIR - WATER 20 bar

Equipped with:

- Swivelling joint 90° nickel-plated brass
- Viton seals

Article	Mod.	Hose reels capacity		Inlet-Outlet
077-9202-600	H-630	3/4" - 45 m	1" - 30 m	F1"G - M1"G
077-9302-600	H-640	3/4" - 76 m	1" - 46 m	F1"G - M1"G
077-9402-600	H-650	3/4" - 91 m	1" - 61 m	F1"G - M1"G



H-630

FOR WATER 150° C 200 bar

Equipped with:

- Swivelling joint 90° stainless steel AISI 304
- Viton seals

Article	Mod.	Hose reels capacity		Inlet-Outlet
077-9204-600	H-630	3/8" - 80 m	1/2" - 70 m	F1"G - M1"G
077-9304-600	H-640	3/8" - 120 m	1/2" - 100 m	F1"G - M1"G
077-9404-600	H-650	3/8" - 160 m	1/2" - 140 m	F1"G - M1"G



H-640

FOR OIL AND SIMILAR 140 bar

Equipped with:

- Swivelling joint 90° galvanized
- Polyurethane seals

Article	Mod.	Hose reels capacity		Inlet-Outlet
077-9206-600	H-630	3/4" - 45 m	1" - 30 m	F1"G - M1"G
077-9306-600	H-640	3/4" - 76 m	1" - 46 m	F1"G - M1"G
077-9406-600	H-650	3/4" - 91 m	1" - 61 m	F1"G - M1"G



H-650




FOR DIESEL 10 bar

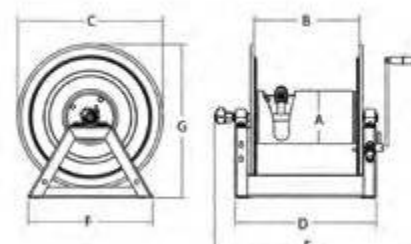
Equipped with:

- Swivelling joint 90° galvanized
- Viton seals

Article	Mod.	Hose reels capacity		Inlet-Outlet
077-9208-600	H-630	3/4" - 45 m	1" - 30 m	F1"G - M1"G
077-9308-600	H-640	3/4" - 76 m	1" - 46 m	F1"G - M1"G
077-9408-600	H-650	3/4" - 91 m	1" - 61 m	F1"G - M1"G

OVERALL DIMENSIONS

Mod.	A	B	C	D	E	F	G			
H-630	267	292	610	435	725	511	666	34	0,200	1
H-640	267	394	610	533	823	511	666	36	0,230	1
H-650	267	508	610	650	940	511	666	40	0,266	1



The MANUAL hose reels are a valid alternative to the spring hose reels especially when you have big quantity hoses to rewind.



ACCESSORIES FOR HOSE REELS PANELS SUPPORT HOSE REELS



079-1779-002

Art. 079-1779-002

Panel support 2 hose reels

For the application hose reels

Mod. F-400 - F-460 - F-550 - CF-550

Dimensions 590X390X65 mm



079-1779-003

Art. 079-1779-003

Panel support 3 hose reels

For the application hose reels

Mod. F-400 - F-460 - F-550 - CF-550

Dimensions 860X390X65 mm



079-1779-004

Art. 079-1779-004

Panel support 4 hose reels

For the application hose reels

Mod. F-400 - F-460 - F-550 - CF-550

Dimensions 1113X390X65 mm



079-1779-002	8,800	0,216	1
079-1779-003	12,000	0,313	1
079-1779-004	15,300	0,400	1



024-1785-000

Art. 024-1785-000

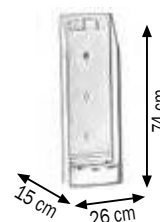
Support for picking up drops modular for oil nozzles

Equipped with removable basin

Applied under hose reels is a practise side for nozzle ,
preserve the work place clean and safety



024-1785-000	3,400	0,030	1
--------------	-------	-------	---



ACCESSORIES FOR HOSE REELS

ROTARY SUPPORT WITH FAST CONNECTION



Art. 079-1777-150

Rotary support varnished
For fixed hose reels Mod. F-400 – F460 – CF-500



079-1777-150



079-1778-150

Art. 079-1778-150

Rotary bracket in stainless steel AISI 304
For fixed hose reels Mod. FX-400 – FX-460 – CFX-500

Art. 079-1777-200

Rotary support varnished
For fixed hose reels Mod. F-550



079-1777-200



079-1778-200

Art. 079-1778-200

Rotary bracket in stainless steel AISI 304
For fixed hose reels Mod. FX-550

Art. 079-1777-250

Rotary support varnished
For fixed hose reels Mod. F-555



079-1777-250



079-1778-250

Art. 079-1778-250

Rotary bracket in stainless steel AISI 304
For fixed hose reels Mod. FX-555

Art. 079-1776-000

Double fixed bracket varnished
For closed hose reels Mod. CF-500



079-1776-000

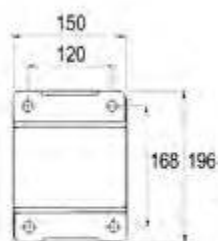


079-1775-000

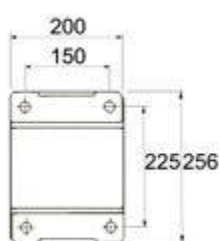
Art. 079-1775-000

Double fixed bracket in stainless steel AISI 304
For closed hose reels Mod. CFX-500

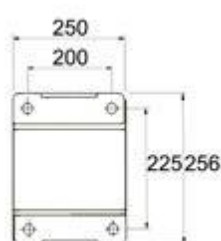
OVERALL DIMENSION BRACKET



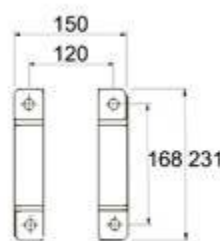
F-400/460
FX-400/460



F-550
FX-550



F-555
FX-555



CF-300/500
CFX-500

ACCESSORIES FOR HOSE REELS SWIVELLING JOINT 90°



079-1770-003



079-1770-004

Art. 079-1770-003

Swivelling joint 90° AIR-WATER 20 bar F 3/8\"G
brass, viton seals

Art. 079-1770-004

Swivelling joint 90° AIR-WATER 20 bar F 1/2\"G
brass, viton seals



079-1770-005



079-1770-006

Art. 079-1770-005

Swivelling joint 90° AIR-WATER 20 bar F 3/4\"G
brass, viton seals

Art. 079-1770-006

Swivelling joint 90° AIR-WATER 20 bar F 1\"G
brass, viton seals



079-1771-003



079-1771-004

Art. 079-1771-003

Swivelling joint 90° WATER 150°C-400 bar F 3/8\"G
stainless steel AISI 304, viton seals

Art. 079-1771-004

Swivelling joint 90° WATER 150°C-400 bar F 1/2\"G
stainless steel AISI 304, viton seals



079-1771-005



079-1771-006

Art. 079-1771-005

Swivelling joint 90° WATER 20 bar F 3/4\"G
stainless steel AISI 304, viton seals

Art. 079-1771-006

Swivelling joint 90° WATER 100 bar F 1\"G
stainless steel AISI 304, viton seals



079-1772-004

Art. 079-1772-004

Swivelling joint 90° OIL 160 bar M 1/2\"G
galvanized steel, polyurethane seals



079-1772-005



079-1772-006

Art. 079-1772-005

Swivelling joint 90° OIL 105 bar M 3/4\"G
galvanized steel, polyurethane seals

Art. 079-1772-006

Swivelling joint 90° OIL 88 bar M 1\"G
galvanized steel, polyurethane seals



079-1773-002



079-1773-003

Art. 079-1773-002

Swivelling joint 90° GREASE 600 bar M 1/4\"G
galvanized steel, polyurethane seals

Art. 079-1773-003

Swivelling joint 90° GREASE 600 bar M 3/8\"G
galvanized steel, polyurethane seals



079-1774-006

Art. 079-1774-006

Swivelling joint 90° DIESEL 10 bar F 1\"G
galvanized steel, viton seals

Art. F96-0050-322

Fastening bush M3/8"G - F22X1,5



F96-0050-322

Art. F96-0100-302

Galvanized nipple M3/8"G - M1/4"G

Art. F96-0100-303

Galvanized nipple M3/8"G - M3/8"G

Art. F96-0100-402

Galvanized nipple M1/2"G - M1/4"G

Art. F96-0100-403

Galvanized nipple M1/2"G - M3/8"G

Art. F96-0100-404

Galvanized nipple M1/2"G - M1/2"G



Art. F96-0100-504

Galvanized nipple M3/4"G - M1/2"G

Art. F96-0100-505

Galvanized nipple M3/4"G - M3/4"G

Art. F96-0100-605

Galvanized nipple M1"G - M3/4"G

Art. F96-0100-606

Galvanized nipple M1"G - M1"G

Art. F96-1100-303

Stainless steel nipple AISI 304 M3/8"G - M3/8"G

Art. F96-1100-403

Stainless steel nipple AISI 304 M1/2"G - M3/8"G

Art. F96-1100-404

Stainless steel nipple AISI 304 M1/2"G - M1/2"G

Art. F96-1100-504

Stainless steel nipple AISI 304 M3/4"G - M1/2"G

Art. F96-1100-505

Stainless steel nipple AISI 304 M3/4"G - M3/4"G

Art. F96-1100-605

Stainless steel nipple AISI 304 M1"G - M3/4"G

Art. F96-1100-606

Stainless steel nipple AISI 304 M1"G - M1"G



Art. F96-0210-304

Galvanized extension M3/8"G - F1/2"G

Art. F96-0210-404

Galvanized extension M1/2"G - F1/2"G

Art. F96-0210-405

Galvanized extension M1/2"G - F3/4"G

Art. F96-0210-505

Galvanized extension M3/4"G - M3/4"G





Art. 079-1780-001

Rubber hose stop for 1/4" ø 12 mm hoses

Art. 079-1780-002

Rubber hose stop for da 5/16" ø 15 mm hoses

Art. 079-1780-003

Rubber hose stop for 3/8" ø 17 mm hoses

Art. 079-1780-004

Rubber hose stop for 1/2" ø 19 mm hoses

Art. 079-1780-005

Rubber hose stop for 3/4" ø 26 mm hoses

Art. 079-1780-006

Rubber hose stop for 1" ø 35 mm hoses

CONNECTION HOSES FOR HOSE REELS SYSTEM EQUIPMENT



Article	Length	Characteristics	Pressure	Dimensions	Inlet-Outlet
901-0323-006	0,6 m	Polyurethane	20 bar	10X14	F3/8"G - F3/8"G
901-0424-006	0,6 m	Polyurethane	20 bar	13X19	F1/2"G - F1/2"G
901-0302-015	1,5 m	Polyurethane	20 bar	8X12	M3/8"G - F1/4"G
901-0302-020	2,0 m	Polyurethane	20 bar	8X12	M1/4"G - F1/4"G
901-0303-020	2,0 m	Polyurethane	20 bar	10X14	M3/8"G - F3/8"G
901-0404-020	2,0 m	Polyurethane	20 bar	13X19	M1/2"G - F1/2"G
902-0222-010	1,0 m	Black rubber R6	20 bar	5/16"	F3/8"G - F3/8"G
902-0222-020	2,0 m	Black rubber R6	20 bar	5/16"	F3/8"G - F3/8"G
902-0323-006	0,6 m	Black rubber R6	20 bar	3/8"	F3/8"G - F3/8"G
902-0323-010	1,0 m	Black rubber R6	20 bar	3/8"	F3/8"G - F3/8"G
902-0323-020	2,0 m	Black rubber R6	20 bar	3/8"	F3/8"G - F3/8"G
902-0424-006	0,6 m	Black rubber R6	20 bar	1/2"	F1/2"G - F1/2"G
902-0424-010	1,0 m	Black rubber R6	20 bar	1/2"	F1/2"G - F1/2"G
902-0424-020	2,0 m	Black rubber R6	20 bar	1/2"	F1/2"G - F1/2"G
902-0525-006	0,6 m	Black rubber R6	20 bar	3/4"	F3/4"G - F3/4"G
902-0626-006	0,6 m	Black rubber R6	20 bar	1"	F1"G - F1"G
904-0323-006	0,6 m	Hydroblu 1SC	200 bar	3/8"	F3/8"G-F3/8"G
904-0424-006	0,6 m	Hydroblu 1SC	200 bar	1/2"	F1/2"G-F1/2"G
905-0323-006	0,6 m	Hydroblu 2SC	400 bar	3/8"	F3/8"G-F3/8"G
905-0424-006	0,6 m	Hydroblu 2SC	400 bar	1/2"	F1/2"G-F1/2"G
906-0424-006	0,6 m	Black rubber 1SC	160 bar	1/2"	F1/2"G - F1/2"G
906-0434-008	0,8 m	Black rubber 1SC	160 bar	1/2"	F90° 1/2"G - F1/2"G
906-0424-015	1,5 m	Black rubber 1SC	160 bar	1/2"	F1/2"G - F1/2"G
906-0424-020	2,0 m	Black rubber 1SC	160 bar	1/2"	F1/2"G - F1/2"G
906-0525-006	0,6 m	Black rubber 1SC	105 bar	3/4"	F3/4"G - F3/4"G
906-0535-008	0,8 m	Black rubber 1SC	105 bar	3/4"	F90° 3/4"G - F3/4"G
906-0626-006	0,6 m	Black rubber 1SC	88 bar	1"	F1"G - F1"G
906-0636-008	0,8 m	Black rubber 1SC	88 bar	1"	F90° 1"G - F1"G
907-0121-006	0,6 m	Black rubber 2SC	600 bar	1/4"	F1/4"G - F1/4"G
907-0131-008	0,8 m	Black rubber 2SC	600 bar	1/4"	F90° 1/4"G - F1/4"G
907-0323-006	0,6 m	Black rubber 2SC	600 bar	3/8"	F3/8"G - F3/8"G
907-0333-008	0,8 m	Black rubber 2SC	600 bar	3/8"	F90° 3/8"G - F3/8"G

AIR-WATER 20 bar

- Polyurethane blue hoses
- Connection nichel-plated brass

Article	Hose lenght	Ø hose	Dimensions	Inlet-Outlet
901-0102-120	12 m	1/4"	6X10	F1/4"G - M1/4"G
901-0202-090	9 m	5/16"	8X12	F1/4"G - M1/4"G
901-0212-110	11 m	5/16"	8X12	M3/8"G - M1/4"G
901-0202-120	12 m	5/16"	8X12	F3/8"G - M1/4"G
901-0202-150	15 m	5/16"	8X12	F3/8"G - M1/4"G
901-0202-200	20 m	5/16"	8X12	F3/8"G - M1/4"G
901-0303-100	10 m	3/8"	10X14	F3/8"G - M3/8"G
901-0303-150	15 m	3/8"	10X14	F3/8"G - M3/8"G
901-0303-200	20 m	3/8"	10X14	F3/8"G - M3/8"G
901-0404-100	10 m	1/2"	13X19	F1/2"G - M1/2"G
901-0404-150	15 m	1/2"	13X19	F1/2"G - M1/2"G
901-0404-180	18 m	1/2"	13X19	F1/2"G - M1/2"G
901-0404-200	20 m	1/2"	13X19	F1/2"G - M1/2"G
901-0404-250	25 m	1/2"	13X19	F1/2"G - M1/2"G



AIR-WATER 20 bar

- Synthetic black rubber hoses R6
- Galvanized connections

Article	Hose lenght	Ø hose	Dimensions	Inlet-Outlet
902-0203-120	12 m	5/16"	7,9X14,3	F3/8"G - M3/8"G
902-0203-180	18 m	5/16"	7,9X14,3	F3/8"G - M3/8"G
902-0303-100	10 m	3/8"	9,5X16	F3/8"G - M3/8"G
902-0303-180	18 m	3/8"	9,5X16	F3/8"G - M3/8"G
902-0303-200	20 m	3/8"	9,5X16	F3/8"G - M3/8"G
902-0404-100	10 m	1/2"	12,7X19	F1/2"G - M1/2"G
902-0404-150	15 m	1/2"	12,7X19	F1/2"G - M1/2"G
902-0404-180	18 m	1/2"	12,7X19	F1/2"G - M1/2"G
902-0404-200	20 m	1/2"	12,7X19	F1/2"G - M1/2"G
902-0404-250	25 m	1/2"	12,7X19	F1/2"G - M1/2"G
902-0404-300	30 m	1/2"	12,7X19	F1/2"G - M1/2"G
902-0505-150	15 m	3/4"	19X25,8	F3/4"G - M3/4"G
902-0505-200	20 m	3/4"	19X25,8	F3/4"G - M3/4"G
902-0505-300	30 m	3/4"	19X25,8	F3/4"G - M3/4"G
902-0505-400	40 m	3/4"	19X25,8	F3/4"G - M3/4"G
902-0606-150	15 m	1"	25,4X33,2	F1"G - M1"G
902-0606-200	20 m	1"	25,4X33,2	F1"G - M1"G
902-0606-300	30 m	1"	25,4X33,2	F1"G - M1"G



ANTIFREEZE-WINDSCREEN-ADBLUE 20 bar

- Antistatic black rubber hoses EPDM
- Stainless steel connection AISI 316

Article	Hose lenght	Ø hose	Dimensions	Inlet-Outlet
909-0404-100	10 m	1/2"	12,7X21	F1/2"G - M1/2"G
909-0404-150	15 m	1/2"	12,7X21	F1/2"G - M1/2"G
909-0505-100	10 m	3/4"	19X29	F3/4"G - M3/4"G
909-0505-150	15 m	3/4"	19X29	F3/4"G - M3/4"G



WATER 150 °C 200 bar

- Synthetic rubber hoses no trace blue 1SC
- Galvanized connections
- Rubber blue handle



Article	Hose length	Ø hose	Dimensions	Inlet-Outlet
904-0223-100	10 m	5/16"	7,9X14,5	F3/8"G - F3/8"G
904-0223-150	15 m	5/16"	7,9X14,5	F3/8"G - F3/8"G
904-0223-200	20 m	5/16"	7,9X14,5	F3/8"G - F3/8"G
904-0323-100	10 m	3/8"	9,6X16,9	F3/8"G - F3/8"G
904-0323-150	15 m	3/8"	9,6X16,9	F3/8"G - F3/8"G
904-0323-180	18 m	3/8"	9,6X16,9	F3/8"G - F3/8"G
904-0323-200	20 m	3/8"	9,6X16,9	F3/8"G - F3/8"G
904-0323-250	25 m	3/8"	9,6X16,9	F3/8"G - F3/8"G
904-0323-300	30 m	3/8"	9,6X16,9	F3/8"G - F3/8"G
904-0323-400	40 m	3/8"	9,6X16,9	F3/8"G - F3/8"G
904-0424-100	10 m	1/2"	12,7X20,4	F1/2"G - F1/2"G
904-0424-150	15 m	1/2"	12,7X20,4	F1/2"G - F1/2"G
904-0424-200	20 m	1/2"	12,7X20,4	F1/2"G - F1/2"G
904-0424-250	25 m	1/2"	12,7X20,4	F1/2"G - F1/2"G
904-0424-300	30 m	1/2"	12,7X20,4	F1/2"G - F1/2"G
904-0424-400	40 m	1/2"	12,7X20,4	F1/2"G - F1/2"G

WATER 150 °C 400 bar

- Synthetic rubber hoses no trace blue 2SC
- Galvanized connections
- Rubber blue handle



Article	Hose length	Ø hose	Dimensions	Inlet-Outlet
905-0223-100	10 m	5/16"	7,9X16	F3/8"G - F3/8"G
905-0223-150	15 m	5/16"	7,9X16	F3/8"G - F3/8"G
905-0223-200	20 m	5/16"	7,9X16	F3/8"G - F3/8"G
905-0323-100	10 m	3/8"	9,6X18,3	F3/8"G - F3/8"G
905-0323-150	15 m	3/8"	9,6X18,3	F3/8"G - F3/8"G
905-0323-180	18 m	3/8"	9,6X18,3	F3/8"G - F3/8"G
905-0323-200	20 m	3/8"	9,6X18,3	F3/8"G - F3/8"G
905-0323-250	25 m	3/8"	9,6X18,3	F3/8"G - F3/8"G
905-0323-300	30 m	3/8"	9,6X18,3	F3/8"G - F3/8"G
905-0323-400	40 m	3/8"	9,6X18,3	F3/8"G - F3/8"G
905-0424-100	10 m	1/2"	12,7X21,4	F1/2"G - F1/2"G
905-0424-150	15 m	1/2"	12,7X21,4	F1/2"G - F1/2"G
905-0424-200	20 m	1/2"	12,7X21,4	F1/2"G - F1/2"G
905-0424-250	25 m	1/2"	12,7X21,4	F1/2"G - F1/2"G
905-0424-300	30 m	1/2"	12,7X21,4	F1/2"G - F1/2"G
905-0424-400	40 m	1/2"	12,7X21,4	F1/2"G - F1/2"G

OIL AND SIMILAR 160 bar

- Synthetic black rubber hoses 1SC
- Galvanized connections

Article	Hose lenght	Ø hose	Dimensions	Inlet-Outlet
906-0304-100	10 m	3/8"	9,6X16,9	F1/2"G - M1/2"G
906-0304-150	15 m	3/8"	9,6X16,9	F1/2"G - M1/2"G
906-0404-100	10 m	1/2"	12,7X20,4	F1/2"G - M1/2"G
906-0404-150	15 m	1/2"	12,7X20,4	F1/2"G - M1/2"G
906-0404-180	18 m	1/2"	12,7X20,4	F1/2"G - M1/2"G
906-0404-200	20 m	1/2"	12,7X20,4	F1/2"G - M1/2"G
906-0404-250	25 m	1/2"	12,7X20,4	F1/2"G - M1/2"G
906-0404-300	30 m	1/2"	12,7X20,4	F1/2"G - M1/2"G
906-0505-150	15 m	3/4"	19X24,4	F3/4"G - M3/4"G
906-0505-200	20 m	3/4"	19X24,4	F3/4"G - M3/4"G
906-0505-250	25 m	3/4"	19X24,4	F3/4"G - M3/4"G
906-0505-300	30 m	3/4"	19X24,4	F3/4"G - M3/4"G
906-0606-150	15 m	1"	25,4X34,9	F1"G - M1"G
906-0606-200	20 m	1"	25,4X34,9	F1"G - M1"G
906-0606-300	30 m	1"	25,4X34,9	F1"G - M1"G



GREASE 600 bar

- Synthetic black rubber hoses 2SC
- Galvanized connections

Article	Hose lenght	Ø hose	Dimensions	Inlet-Outlet
907-0102-100	10 m	1/4"	6,4X14,2	F1/4"G - M1/4"G
907-0102-150	15 m	1/4"	6,4X14,2	F1/4"G - M1/4"G
907-0102-180	18 m	1/4"	6,4X14,2	F1/4"G - M1/4"G
907-0302-100	10 m	3/8"	9,6X18,3	F3/8"G - M1/4"G
907-0302-150	15 m	3/8"	9,6X18,3	F3/8"G - M1/4"G
907-0302-200	20 m	3/8"	9,6X18,3	F3/8"G - M1/4"G
907-0302-250	25 m	3/8"	9,6X18,3	F3/8"G - M1/4"G
907-0302-300	30 m	3/8"	9,6X18,3	F3/8"G - M1/4"G



DIESEL 10 bar

- Antistatic black rubber hoses
- Galvanized connections

Article	Hose lenght	Ø hose	Dimensions	Inlet-Outlet
908-0506-100	10 m	3/4"	19X27	F1"G - M1"G
908-0506-150	15 m	3/4"	19X27	F1"G - M1"G
908-0506-200	20 m	3/4"	19X27	F1"G - M1"G
908-0506-300	30 m	3/4"	19X27	F1"G - M1"G
908-0506-400	40 m	3/4"	19X27	F1"G - M1"G
908-0606-100	10 m	1"	25X35	F1"G - M1"G
908-0606-150	15 m	1"	25X35	F1"G - M1"G
908-0606-200	20 m	1"	25X35	F1"G - M1"G
908-0606-300	30 m	1"	25X35	F1"G - M1"G







HOSE REELS





BRAKE BLEEDERS - CLUTCHES





STAINLESS STEEL BRAKE BLEEDERS – CLUTCHES
2 – 3 CHAMBERS

pg. 223



ELECTRIC BRAKE BLEEDER 12V

pg. 224



BRAKE BLEEDERS SCREW PLUGS

pg. 225



BRAKE BLEEDERS PRESSURE PLUGS

pg. 226



ACCESSORIES FOR BRAKE BLEEDERS

pg. 226

Stainless steel air-operated and electric equipment for the bleeding of brakes and hydraulic clutches of every motor vehicle. Equipped with inside follower plate which allows the complete division between air and oil, avoiding the risk of emulsion.

The stuffs (Art.080-1788-000 – 080-1792-000) are equipped with a third air chamber which is filled with air at max 8 bar. Using a pressure reducer it is possible to make more bleeding operation with a constant pressure (1-2 bar) without any other filling in of air and oil.

For vehicles with ABS brake system the max pressure is 1 bar.

Art. 080-1788-000

Stainless steel brake bleeder-clutches with three chamber 6 l

Equipped with:

- Tank oil capacity 6 l
- 4 m RILSAN spring hose
- 2 oil recovery basins 1 l
- with rubber hose and pipette 90°
- 1 filling funnel

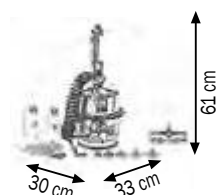
Art. 080-1789-000

Stainless steel brake bleeder-clutches with three chambers 6 l

Composed like Art.080-1788-000 but with:
standard plugs (mod. 1-4-6-9-18-25)



080-1788-000	8,520	0,060	1
080-1789-000	9,660	0,060	1



080-1789-000

Art. 080-1790-000

Stainless steel brake bleeder-clutches with two chamber 10 l

Equipped with:

- Tank oil capacity 10 l
- 4 m RILSAN spring hose
- 2 oil recovery basins 1 l
- with rubber hose and pipette 90°
- 1 filling funnel

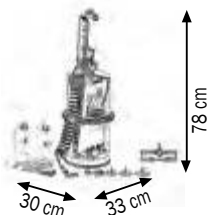
Art. 080-1791-000

Stainless steel brake bleeder-clutches with two chamber 10 l

Composed like Art.080-1790-000 but with:
standard plugs (mod. 1-4-6-9-18-25)



080-1790-000	9,420	0,074	1
080-1791-000	10,560	0,074	1



080-1791-000

Art. 080-1792-000

Stainless steel brake bleeder-clutches with three chambers 10 l

Equipped with:

- Tank oil capacity 10 l
- 4 m RILSAN spring hose
- 2 oil recovery basins 1 l
- with rubber hose and pipette 90°
- 1 filling funnel

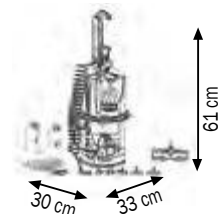
Art. 080-1793-000

Stainless steel brake bleeder-clutches with three chambers 10 l

Composed like Art.080-1792-000 but with:
standard plugs (mod. 1-4-6-9-18-25)



080-1792-000	10,370	0,074	1
080-1793-000	11,510	0,074	1



080-1793-000



081-1795-000

Art. 081-1795-000

Electric brake bleeder 12V (0,192 kW) ABS with 5 screw plugs mod. 1 - 4 - 6 - 9 - 18 and 1 marquees plug mod. 25

Equipped with:

Tank oil capacity 1,5 l

4 m RILSAN spring hose

2 oil recovery basins 1 l

with rubber hose and pipette 90°

1 filling funnel

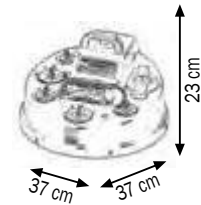


081-1795-000

6,500

0,040

1



FEATURES

Automatic pressure

Automatic depressurisation max 1,5 bar

suitable for ABS systems and clutches

of car, light and industrial vehicles

and trailers



Art. 083-1800-000

Kit standard plugs composed by:

5 plugs mod. 1-4-6-9-18

1 plug all marquees mod. 25

Art. 083-1801-000

Screw plug model 1 Ø 25

Art. 083-1802-000

Screw plug model 2 Ø 21,5

Art. 083-1803-000

Screw plug model 3 Ø 26,5

Art. 083-1804-000

Screw plug model 4 Ø 43

Art. 083-1805-000

Screw plug model 5 Ø 48

Art. 083-1806-000

Screw plug model 6 Ø 52,5

Art. 083-1807-000

Screw plug model 7 Ø 64

Art. 083-1808-000

Screw plug model 8 Ø 42

Art. 083-1809-000

Screw plug model 9 Ø 60

Art. 083-1810-000

Screw plug model 10 Ø 77

Art. 083-1811-000

Screw plug model 11 Ø 68,5

Art. 083-1812-000

Screw plug model 12 Ø 62,8

Art. 083-1813-000

Screw plug model 13 Ø 61,5

Art. 083-1814-000

Screw plug model 14 Ø 72

Art. 083-1815-000

Screw plug model 15 Ø 82

Art. 083-1816-000

Screw plug model 16 Ø 33,3

Art. 083-1817-000

Screw plug model 17 Ø 28,6

Art. 083-1818-000

Screw plug model 18 Ø 44,5

Art. 083-1819-000

Screw plug model 19 Ø 75,5

Art. 083-1820-000

Screw plug model 20 Ø 39,4

Art. 083-1821-000

Screw plug model 21 Ø 31,2

Art. 083-1822-000

Screw plug model 22 Ø 44,5

Art. 083-1823-000

Screw plug model 23 Ø 58,2

Art. 083-1825-000

All marquees plug model 25 (with 1 conic pad)



083-1800-000



083-1801-000 083-1802-000 083-1803-000



083-1804-000 083-1805-000 083-1806-000



083-1807-000 083-1808-000 083-1809-000



083-1810-000 083-1811-000 083-1812-000



083-1813-000

083-1814-000



083-1815-000 083-1816-000 083-1817-000



083-1818-000 083-1819-000 083-1820-000



083-1821-000 083-1822-000 083-1823-000



083-1825-000

Can be used on all kind of cars and trucks behind those mentioned in the plugs list.

NOTE: For the choice of the connection plug, please look in the schedule "LIST OF PLUGS FOR BRAKE BLEEDERS AND CLUTCHES"



083-1826-000

Art. 083-1826-000

Kit pressure plugs suitable for Japanese and Korean cars

Composed by:

Universal bracket (Art.083-1826-S00)


9 plugs Art.083-1826-A/B/C/D/E/F/G/H/I00



083-1826-S00

Art. 083-1826-S00

Univ. adjustable bracket without plugs



083-1826-A00

083-1826-B00

Art. 083-1826-A00

Pressure plug Ø 33,7

Art. 083-1826-B00

Pressure plug Ø 35,8



083-1826-C00

083-1826-D00

Art. 083-1826-C00

Pressure plug Ø 42,2



083-1826-E00

083-1826-F00

Art. 083-1826-D00

Pressure plug Ø 42,8

Art. 083-1826-E00

Pressure plug Ø 54



083-1826-G00

083-1826-H00

Art. 083-1826-F00

Pressure plug Ø 56

Art. 083-1826-G00

Pressure plug Ø 58,8



083-1826-I00

Art. 083-1826-H00

Pressure plug Ø 65,7

Art. 083-1826-I00

Pressure plug Ø 74,2



083-1828-000

Art. 083-1828-000

Connection hose suitable for double - tank plants



083-1829-000

Art. 083-1829-000

Connection hose for bleed clutches

600 mm length



083-1830-000

083-1834-000

Art. 083-1830-000

Oil recovery basin 1 l

with rubber hose and pipette 90°

Art. 083-1834-000

Plastic funnel Ø 120mm

NOTE: For the choice of the connection plug, please look in the schedule "LIST OF PLUGS FOR BRAKE BLEEDERS AND CLUTCHES"

LIST OF PLUGS FOR BRAKE BLEEDER AND CLUTCHES



SCREW PLUGS

	1	2	3	4	5	6	7	8	9	10	11	12	13	14	15	16	17	18	19	20	21	22	23	25	
ALFA	x			x						x															
AUDI				x																					
AUSTIN MORRIS	x			x														x							
AUTOBIANCHI		x						x																	
BMW				x																		x			x
CITROËN				x	x				x													x			
CRYSLER				x																					x
DAEWOO				x																					x
FERRARI				x			x	x																	
FIAT	x	x		x				x	x																
FORD	x																	x							
HONDA																									
HYUNDAI																									x
INNOCENTI	x			x						x															
ISUZU								x																	
JAGUAR	x			x						x															
JEEP																									x
KIA				x																					
LADA				x				x																	
LAMBORGHINI				x				x																	x
LANCIA				x				x																	x
LAND ROVER																		x							x
LEXUS																									
LEYLAND	x																								
MASERATI				x			x	x		x															
MAZDA				x																					x
MERCEDES				x																					
MITSUBISHI										x										x					x
MG																									x
NISSAN																		x							x
OPEL				x		x						x													
PEUGEOT				x		x					x														
PORSCHE			x	x																					
RENAULT				x			x		x		x														
ROVER	x			x						x															x
SAAB				x																					
SEAT				x				x																	
SKODA				x	x															x					
SUBARU				x						x											x				x
SUZUKI				x		x																			x
TALBOT				x																					
TOYOTA																									x
TRIUMPH																			x						
VAUXHALL	x																								
VOLKSWAGEN				x	x																				
VOLVO				x				x													x				

PRESSURE PLUGS

	A	B	C	D	E	F	G	H	I
ALFA									
AUDI									
AUSTIN MORRIS									
AUTOBIANCHI									
BMW									
CITROËN									
CRYSLER									
DAEWOO									
FERRARI									
FIAT									
FORD									
HONDA						x			x
HYUNDAI									
INNOCENTI									
ISUZU									
JAGUAR									
JEEP									
KIA									
LADA									
LAMBORGHINI									
LANCIA									
LAND ROVER									
LEXUS									
LEYLAND									
MASERATI									
MAZDA									
MERCEDES									
MITSUBISHI									
MG									
NISSAN									
OPEL									
PEUGEOT									
PORSCHE									
RENAULT									
ROVER									
SAAB									
SEAT									
SKODA									
SUBARU									
SUZUKI									
TALBOT									
TOYOTA									
TRIUMPH									
VAUXHALL									
VOLKSWAGEN									
VOLVO									

SCREW PLUGS

	1	2	3	4	5	6	7	8	9	10	11	12	13	14	15	16	17	18	19	20	21	22	23	25	
ASTRA								x																	
BEDFORD	x						x			x															
DAF				x																					
EBRO					x				x																
FIAT	x	x		x		x		x	x			x		x							x				
FORD				x			x								x										
IVECO				x				x		x															
MAN		x		x																					
MERCEDES				x																					
PEGASO						x																			
RENAULT				x		x			x														x	x	
SCANIA				x			x																		
UNIC						x		x	x																
VOLVO				x													x								



TRUCKS BRAND SCREWS PLUGS



They are necessary for the bleeding of brakes of HYDRAULIC CLUTCHES OF TRACTORS

BRAKE BLEEDERS



GENERAL SALES CONDITIONS

Please, when ordering, use the reference code number.

Claims will not be accepted, if coming after 8 (eight) days from receipt of order. After this period, the merchandise will be intended tacitly accepted.

The goods travel at customer's risk, even if agreed free his residence.

Except previously agreed, all prices are intended ex seller's work.

In case of late payments, for any reason, including non-arrival of expiring notice, the buyer shall pay to the seller the annual interest in force on selling, at the amount shown on the corresponding invoice.

Any change of faulty material shall be effected only if sent to "MECLUBE" free port and by authority received.

"MECLUBE" takes upon itself no responsibility for deficiency of materials or parcel damages caused by the shipment.

For any controversy, only the court of Mantova will entertain jurisdiction.

Specifications, dimensions and features reported in this catalogue are not binding, and due to continuous performance enhancements of equipments and accessories, can be modified without notice.